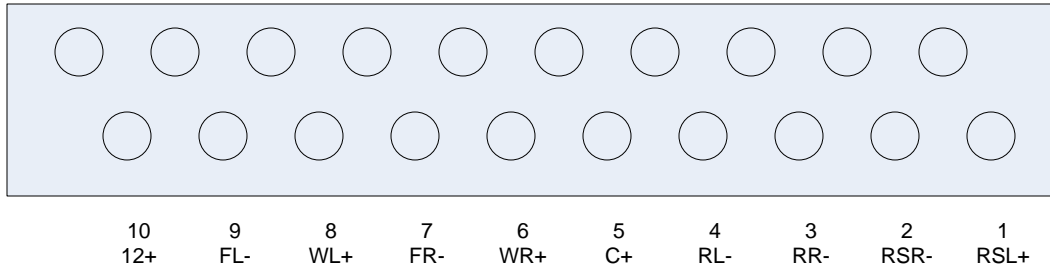


GRND 20 FL+ 19 WL- 18 FR+ 17 WR- 16 C- 15 RL+ 14 RR+ 13 RSR+ 12 RSL- 11

**Female 20-pin connector
REAR VIEW/
WIRES SIDE**

**GRND = 12AWG
white/red wire**



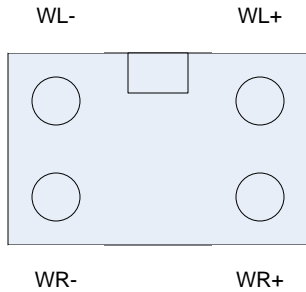
GRND = Ground
FL+ = Front Left Positive
WL- = Woofer Left Negative
FR+ = Front Right Positive
WR- = Woofer Right Negative
C- = Center Negative
RL+ = Rear Left Positive
RR+ = Rear Right Positive
RSR+ = Rear Side Right Positive
RSL- = Rear Side Left Negative

12+ = 12 Volts Positive
FL- = Front Left Negative
WL+ = Woofer Left Positive
FR- = Front Right Negative
WR+ = Woofer Right Positive
C+ = Center Positive
RL- = Rear Left Negative
RR- = Rear Right Negative
RSR- = Rear Side Right Negative
RSL+ = Rear Side Left Positive

**Female 4-WIRE
connector
REAR VIEW/
WIRES SIDE**

**WL- = 12AWG
white wire**

**OPTIONAL
OEM WOOFERS
INPUT
CONNECTOR**

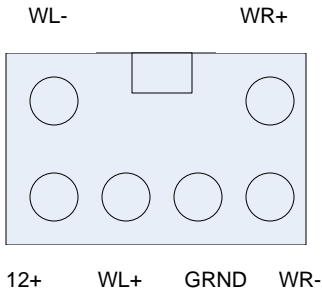


Connector 1

**Female 6-WIRE
connector
REAR VIEW/
WIRES SIDE**

**WL- = 18AWG
brown wire**

**LINE OUTPUT
CONVERTER
CONNECTOR**



Connector 3



**Powering Underseat Woofers with Aftermarket Amp =
Plug Connector 1 to Harness Male Jack #1**

**Powering Underseat Woofers with OEM amp =
Plug Harness Male Jack 1 to Harness Female Socket 2**

Line Output Converter = Plug Connector 3 to Harness Male Jack 3