

ACEA

ACEA Press Releases

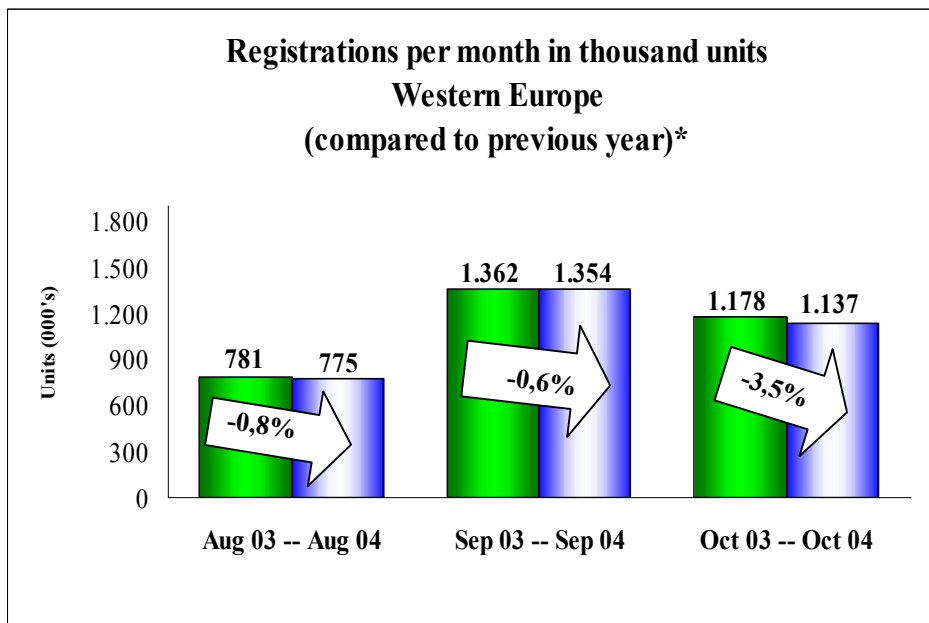
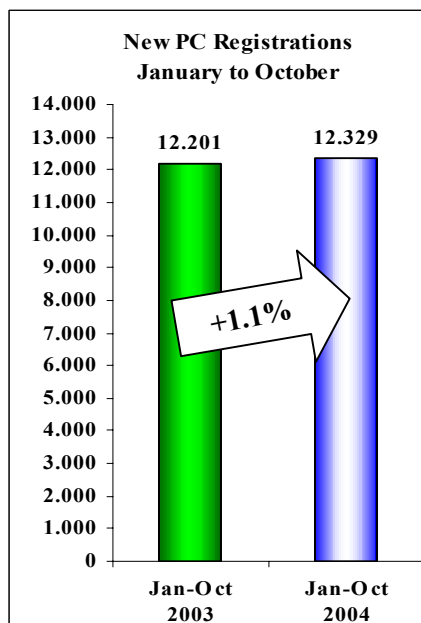
New Vehicle REGISTRATIONS

- CALENDAR 2005 -



16th November 2004

New Passenger Car Registrations Western Europe

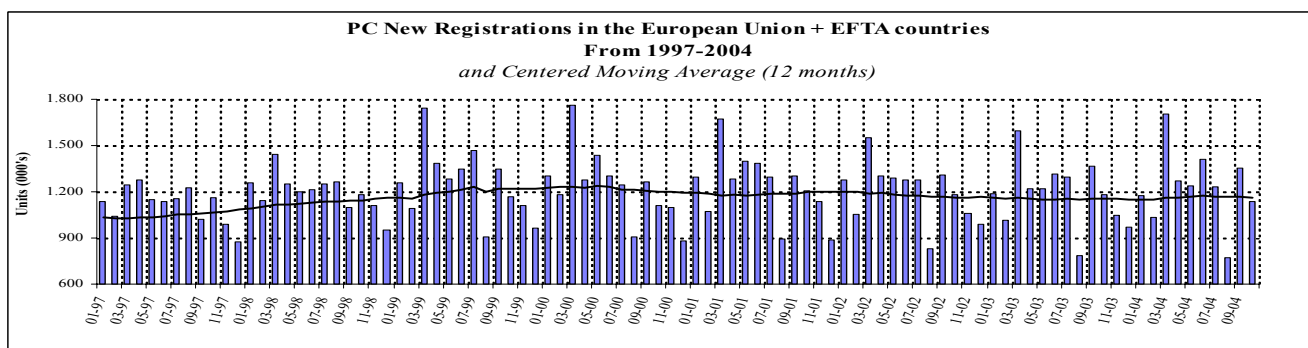


*Not adjusted for working days

Total West Europe passenger car registrations amounted to 1.136.930 units in October 2004, representing a decrease of -3,5% with respect to October 2003. The drop points to a still hesitant economic situation reinforced by calendar effects. October 2004 had a significant number of working days less than October 2003 (-3 in Spain, Austria and Portugal; -2 in Belgium, France, Greece, Ireland, Italy, Luxembourg, the Netherlands, Finland, Denmark and Sweden; -1 in Germany). Cumulative figures for the first ten months of the year show an increase of 1,1% (+0,9% in the EU-15).

With regard to national situations, the month of October 2004 showed an increase in Germany, while the other four main markets posted negative results. Four other countries show an increase, comprised between +28,6% in Denmark and +3,4% in the Netherlands. In total, ten countries posted negative results, comprised between -1,7% in Spain and -14,4% in Greece. Cumulative figures show nine countries posting an increase, comprised between +24,5% in Denmark and +0,1 in Italy, while the remaining six countries post decreases, comprised between -0,2% in the United Kingdom and -2,7% in Finland.

Registrations in the EFTA countries fell at a slower pace in October 2004 (-2,4%) and showed a stronger increase for year-to-date results (+5,0%). Monthly figures fell sharply in the new EU Member States (-19,2%), due to significant drops in Poland, Slovakia and the Czech Republic. Cumulative figures show a drop of -2,6%, with Latvia and Lithuania as strongest performers.





ACEA

Press Release

**PRESS EMBARGO FOR ALL DATA :
8.00 A.M.(7.00 A.M GMT), 16 November 2004**

PROVISIONAL NEW PASSENGER CAR REGISTRATIONS BY MARKET EUROPE (EU* + EFTA)

16/11/04

	October '04	October '03	% Chg 04/03	Jan-Oct '04	Jan-Oct '03	% Chg 04/03
AUSTRIA	24.692	26.412	-6,5	268.621	262.113	+2,5
BELGIUM	38.868	42.291	-8,1	426.467	402.480	+6,0
DENMARK	10.326	8.027	+28,6	97.591	78.399	+24,5
FINLAND	11.157	13.010	-14,2	126.606	130.112	-2,7
FRANCE	169.675	184.643	-8,1	1.666.013	1.699.555	-2,0
GERMANY	281.180	269.124	+4,5	2.700.317	2.748.748	-1,8
GREECE	20.106	23.499	-14,4	253.781	224.628	+13,0
IRELAND	4.447	4.899	-9,2	151.719	142.664	+6,3
ITALY	174.500	190.101	-8,2	1.935.449	1.934.419	+0,1
LUXEMBOURG	4.011	3.757	+6,8	42.224	38.586	+9,4
NETHERLANDS	39.420	38.132	+3,4	436.543	445.405	-2,0
PORTUGAL	14.434	13.828	+4,4	165.274	158.958	+4,0
SPAIN	118.780	120.819	-1,7	1.262.791	1.146.145	+10,2
SWEDEN	22.652	24.889	-9,0	215.147	219.964	-2,2
UNITED KINGDOM	170.866	181.589	-5,9	2.250.822	2.254.539	-0,2
EUROPEAN UNION (EU15)	1.105.114	1.145.020	-3,5	11.999.365	11.886.715	+0,9
ICELAND	805	804	+0,1	10.160	8.684	+17,0
NORWAY	10.031	9.072	+10,6	92.814	75.613	+22,7
SWITZERLAND	20.980	22.736	-7,7	226.837	229.744	-1,3
EFTA	31.816	32.612	-2,4	329.811	314.041	+5,0
EU15+EFTA	1.136.930	1.177.632	-3,5	12.329.176	12.200.756	+1,1
CZECH REPUBLIC	11.264	13.009	-13,4	110.502	126.007	-12,3
ESTONIA	1.389	1.486	-6,5	14.040	13.232	+6,1
HUNGARY	18.671	18.842	-0,9	171.853	171.710	+0,1
LATVIA	976	832	+17,3	9.062	7.132	+27,1
LITHUANIA	802	764	+5,0	7.673	6.104	+25,7
POLAND	19.801	31.751	-37,6	275.426	286.243	-3,8
SLOVAKIA	4.768	5.824	-18,1	45.880	45.684	+0,4
SLOVENIA	4.505	4.463	+0,9	53.607	50.377	+6,4
EU (New Members)	62.176	76.971	-19,2	688.043	706.489	-2,6
EUROPEAN UNION*	1.167.290	1.221.991	-4,5	12.687.408	12.593.204	0,7
TOTAL EUROPE (EU+EFTA)**	1.199.106	1.254.603	-4,4	13.017.219	12.907.245	0,9

(*) EU 23 - Data for Malta and Cyprus are currently not available.

(**) ACEA estimates

For further information, please call:

Mr. Alfredo Filippone - Director of Communications - Tel. (322) 738.73.45

Mrs. Anne Pouchous - Manager Statistics & Economics - Tel. (322) 738.73.55

ACEA

Association des

Constructeurs

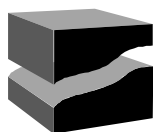
Européens

d'Automobiles

Rue du Noyer 211
B-1000 Bruxelles
Tel (32 2) 732 55 50
Fax (32 2) 738 73 10
(32 2) 738 73 11

This information is available on ACEA's website:
<http://www.acea.be>

Next Press Release: Tuesday, 14 December 2004



ACEA

Press Release

PROVISIONAL

NEW PASSENGER CAR REGISTRATIONS BY MANUFACTURER EUROPEAN UNION (EU15) + EFTA Countries

16/11/04

	October					January to October				
	%Share		Units		% Chg 04/03	%Share		Units		% Chg 04/03
	'04	'03	'04	'03		'04	'03	'04	'03	
ALL BRANDS*			1.136.930	1.177.632	-3,5			12.329.176	12.200.756	+1,1
VW Group	19,1	17,9	217.257	211.113	+2,9	17,8	18,0	2.195.176	2.201.924	-0,3
VOLKSWAGEN	10,6	9,6	120.403	112.789	+6,8	9,8	9,9	1.204.503	1.204.157	+0,0
AUDI	4,1	4,1	46.770	47.768	-2,1	3,8	3,9	462.670	471.498	-1,9
SEAT	2,8	2,7	31.701	31.986	-0,9	2,6	2,6	318.201	322.571	-1,4
SKODA	1,6	1,6	18.059	18.514	-2,5	1,7	1,7	206.259	203.238	+1,5
Others	0,0	0,0	324	56	++	0,0	0,0	3.543	460	++
PSA Group	13,7	15,0	155.935	176.251	-11,5	14,2	15,1	1.750.359	1.836.825	-4,7
PEUGEOT	7,7	8,4	87.612	98.797	-11,3	8,0	8,6	983.622	1.043.437	-5,7
CITROEN	6,0	6,6	68.323	77.454	-11,8	6,2	6,5	766.737	793.388	-3,4
FORD Group	10,2	10,0	115.413	117.731	-2,0	11,3	11,1	1.397.425	1.349.400	+3,6
FORD	7,5	7,4	84.967	87.631	-3,0	8,7	8,7	1.078.394	1.063.672	+1,4
VOLVO	2,0	1,8	22.621	20.971	+7,9	1,7	1,5	206.414	182.520	+13,1
LAND ROVER	0,4	0,4	4.059	4.887	-16,9	0,5	0,5	60.920	61.697	-1,3
JAGUAR	0,3	0,4	3.766	4.242	-11,2	0,4	0,3	51.697	41.511	+24,5
RENAULT	10,9	11,4	123.480	134.543	-8,2	10,2	10,4	1.257.123	1.273.224	-1,3
GM Group	9,0	9,6	102.032	112.696	-9,5	9,6	9,8	1.184.698	1.197.105	-1,0
OPEL/VAUXHALL	8,3	9,0	94.524	105.770	-10,6	9,0	9,3	1.115.264	1.130.055	-1,3
SAAB	0,6	0,6	7.217	6.678	+8,1	0,5	0,5	66.539	61.861	+7,6
GM (US)	0,0	0,0	291	248	+17,3	0,0	0,0	2.895	5.189	-44,2
FIAT Group	7,1	7,8	80.333	91.674	-12,4	7,4	7,4	913.649	906.082	+0,8
FIAT	5,3	5,8	59.691	68.168	-12,4	5,5	5,6	678.996	678.591	+0,1
LANCIA	0,9	0,8	9.891	9.088	+8,8	0,8	0,7	97.636	85.166	+14,6
ALFA ROMEO	0,9	1,2	10.407	14.144	-26,4	1,1	1,1	132.929	138.871	-4,3
OTHERS	0,0	0,0	344	274	+25,5	0,0	0,0	4.088	3.454	+18,4
DaimlerChrysler	6,8	6,5	77.035	76.852	+0,2	6,2	6,5	768.496	798.279	-3,7
MERCEDES	5,2	5,0	58.700	58.941	-0,4	4,7	5,1	582.645	625.884	-6,9
SMART	1,1	0,9	12.320	10.335	+19,2	0,9	0,8	110.429	94.236	+17,2
CHRYSLER	0,5	0,6	6.015	7.576	-20,6	0,6	0,6	75.422	78.159	-3,5
TOYOTA & LEXUS	4,9	4,9	55.400	57.949	-4,4	5,1	4,8	623.488	584.043	+6,8
BMW Group	5,6	4,3	63.725	51.186	+24,5	4,7	4,3	580.919	529.450	+9,7
BMW	4,7	3,4	53.896	40.565	+32,9	3,9	3,5	474.806	427.078	+11,2
Mini	0,9	0,9	9.829	10.621	-7,5	0,9	0,8	106.113	102.372	+3,7
NISSAN	2,6	3,0	29.074	34.878	-16,6	2,5	2,7	313.372	334.761	-6,4
HYUNDAI	1,9	1,8	21.551	20.691	+4,2	2,0	1,7	246.509	209.601	+17,6
MAZDA	1,6	1,4	17.679	15.962	+10,8	1,7	1,4	214.457	175.320	+22,3
HONDA	1,3	1,3	14.963	14.791	+1,2	1,5	1,4	188.363	170.421	+10,5
SUZUKI	1,1	1,0	12.031	11.462	+5,0	1,1	1,0	139.630	125.839	+11,0
KIA	1,3	0,6	15.003	7.391	+103,0	1,0	0,8	127.684	93.130	+37,1
DAEWOO	1,0	1,0	11.170	11.439	-2,4	1,0	0,8	118.828	96.189	+23,5
MG ROVER Group	0,7	0,8	7.466	9.980	-25,2	0,8	1,0	99.963	119.646	-16,5
MITSUBISHI	0,8	0,9	9.519	10.012	-4,9	0,8	0,8	98.091	99.881	-1,8
Others Japanese	0,7	0,5	7.864	6.324	+24,4	0,5	0,5	64.077	55.810	+14,8

VW Group: VW 'others' include Bentley and Lamborghini

FORD Group: Ford includes Ford(US)

FIAT Group: FIAT 'others' include Ferrari & Maserati

(*) ACEA estimates

For further information, please call:

Mr. Alfredo Filippone - Director of Communications - Tel. (322) 738.73.45

Mrs. Anne Pouchous - Manager Economics & Statistics - Tel. (322) 738.73.55

ACEA

Press Releases on New **Passenger Car** Registrations in Europe

Calendar 2005

Period	Publication	
For December 04	Friday	14 January 05
For January 05	Wednesday	16 February 05
For February 05	Wednesday	16 March 05
For March 05	Wednesday	13 April 05
For April 05	Friday	13 May 05
For May 05	Wednesday	15 June 05
For June 05	Wednesday	13 July 05
<i>Holidays</i>	<i>Holidays</i>	
For July & August 05	Wednesday	14 September 05
For September 05	Thursday	13 October 05
For October 05	Wednesday	16 November 05
For November 05	Wednesday	14 December 05

ACEA

Press Releases on New **Commercial Vehicle** Registrations in Europe

Calendar 2005

Period	Publication
For December 2004	Wednesday 26 January 05
For January 05	Friday 25 February 05
For February 05	Friday 25 March 05
For March 05	Wednesday 27 April 05
For April 05	Thursday 26 May 05
For May 05	Tuesday 28 June 05
For June 05	Wednesday 27 July 05
<i>Holidays</i>	<i>Holidays</i>
For July & August 05	Tuesday 27 September 05
For September 05	Wednesday 26 October 05
For October 05	Thursday 24 November 05
For November 05	January 2006
For December 05	January 2006