












<b>BMW</b>				
<b>BMW 5 Touring (E39)</b>				
B12 PK	<b>525 d, 530 d</b> 08/98 - 05/04      120 -142 kW	<b>46-180919</b>		without electronic suspension control; with ride height adjustment; Conditions see certificates; with air suspension VA: lowering (expertise): 30 mm; axle load to: 1100 kg
<b>BMW 5 Touring (E61)</b>				
B1	<b>520d, 520i, 523i, 525d, 525i, 530d, 530i, 535d, 545i, 550i</b> 07/05 -      110 -270 kW	<b>12-117260</b>		VA: with ball bearing
B1	<b>525xd, 525xi, 530xd, 530xi</b> 07/05 -      145 -200 kW	<b>12-117260</b>		VA: 11/08 ->
B3	<b>545i</b> 06/04 -      245 kW	<b>37-161859</b>		with standard chassis
B3	<b>520d, 520i, 523i, 525i, 530i</b> 07/05 -      110 -200 kW	<b>37-161859</b>		with standard chassis; Heavy Duty Version .
B3	<b>520d, 520i, 523i, 525d, 525i, 530d, 530i, 535d, 550i</b> 07/05 -      110 -270 kW	<b>37-161866</b>		with standard chassis
B4	<b>520d, 520i, 523i, 525d, 525i, 530d, 530i, 535d, 545i, 550i</b> 07/05 -      110 -270 kW	<b>22-138361</b> †	<b>19-145747</b> ½	with standard chassis
B6 Sport	<b>520d, 520i, 523i, 525d, 525i, 530d, 530i, 535d, 545i, 550i</b> 07/05 -      110 -270 kW	<b>35-109631</b> †	<b>24-120708</b> ½	without electronic suspension control; with standard chassis
B6 Sport	<b>525d xDrive, 525i xDrive, 525xd, 525xi, 530d xDrive, 530i xDrive, 530xd, 530xi</b> 01/07 -      145 -200 kW	<b>35-141761</b> †  <b>35-141778</b> † 	<b>24-120708</b> ½	
B8	<b>520d, 520i, 523i, 525d, 525i, 530d, 530i, 535d, 545i, 550i</b> 07/05 -      110 -270 kW	<b>35-109655</b> †	<b>24-120708</b> ½	without electronic suspension control; with sports suspension
B8	<b>525d xDrive, 525i xDrive, 525xd, 525xi, 530d xDrive, 530i xDrive, 530xd, 530xi</b> 01/07 -      145 -200 kW	<b>35-141792</b> †  <b>35-141808</b> † 	<b>24-120708</b> ½	
B12 PK	<b>520d, 520i, 523i, 525i, 530i</b> 07/05 -      110 -200 kW	<b>46-181138</b>		without electronic suspension control; Conditions see certificates VA: lowering (expertise): 30 mm; axle load to: 990 kg HA: lowering (expertise): 30 mm; axle load to: 1300 kg
B12 PK	<b>525d, 530d, 535d, 545i, 550i</b> 06/04 -      120 -270 kW	<b>46-181145</b>		without electronic suspension control; Conditions see certificates VA: lowering (expertise): 30 mm; axle load to: 1070 kg HA: lowering (expertise): 30 mm; axle load to: 1300 kg
<b>BMW 5 GRAN TURISMO (F07GT)</b>				
B4	<b>530d, 535d, 535i, 550i</b> 10/09 -      155 -300 kW	<b>19-195339</b> ½  <b>19-195346</b> ½ 	<b>19-195353</b> ½	with standard chassis; without electronic suspension control
B6 Sport	<b>530d, 535d, 535i, 550i</b> 10/09 -      155 -300 kW	<b>24-193580</b> ½  <b>24-193597</b> ½ 	<b>24-178617</b> ½	with standard chassis; without electronic suspension control
<b>BMW 5 (F10)</b>				
B4	<b>520d, 520i, 523i, 525d, 528i, 530d, 530i, 535d, 535i, 550i</b> 03/10 -      120 -300 kW	<b>19-193298</b> ½  <b>19-193304</b> ½ 	<b>19-193311</b> ½	with standard chassis; without electronic suspension control
B6 Sport	<b>520d, 520i, 523i, 525d, 528i, 530d, 530i, 535d, 535i, 550i</b> 03/10 -      120 -300 kW	<b>24-178488</b> ½  <b>24-178495</b> ½ 	<b>24-176255</b> ½	with standard chassis; without electronic suspension control