
**All except M5:**

Release screws (1 and 2) and pull out underbody protection (3) from under bumper trim.

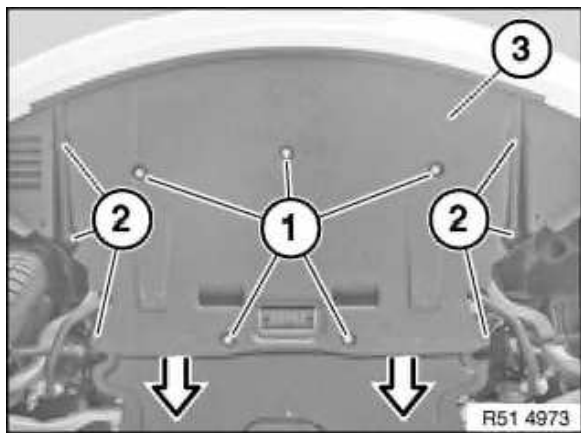
Installation:

Ensure that seals are correctly seated.

Center underbody protection (3) and tighten down screws (1) and (2).

**Replacement:**

If necessary, remove catches (1) on cover (2).

**Version with rough road package:**

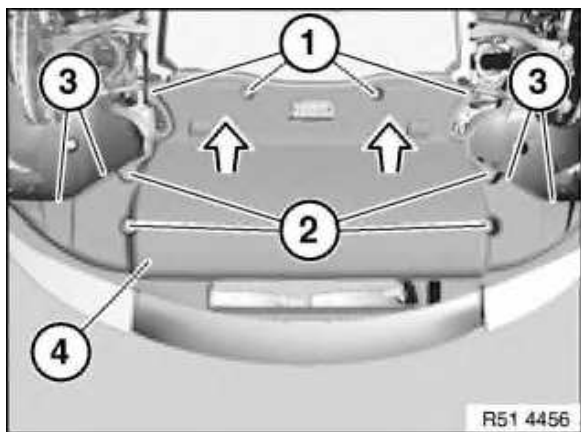
Release screws (1 and 2).

Feed out underbody protection (3) towards rear.

Installation:

Replace screws (1).

Tightening torque 51 71 20AZ .

**M5 only:**

Release screws (1 and 2).

Release screws (3) at side from wheel arch trim.

Pull underbody protection (4) forward under bumper trim.

Installation:

Ensure that seals are correctly seated.

Center underside protection (4) and tighten down screws (1, 2 and 3).