

The new 2008  
BMW 5 Series  
Sports Wagon



The Ultimate  
Driving Machine®

535xi





Revolutionary performance. Refreshing style.

**Dynamic artistry.**



A spacious interior filled with your cargo – and everything needed for total comfort.

**Luxury from the top down.**



The power of 300 turbocharged horses under the hood.

**Fast company.**



xDrive all-wheel drive and Dynamic Stability Control: a potent tag team for all-road traction.

**All-wheel grip and go.**

Enjoy the pleasures of inner control.


Luxury – all within reach.



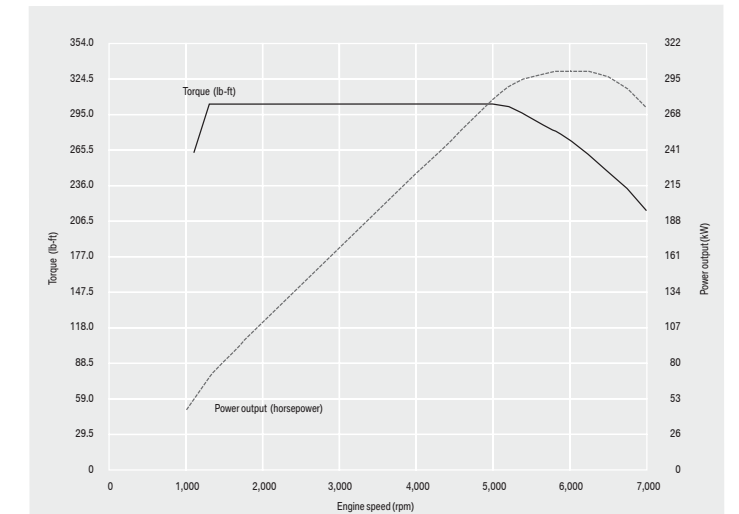
Wide open: the 535xi – and your options.

Where space meets versatility.





Fast buildup of pressure: the two parallel turbochargers (shown in blue) make a key contribution to the outstanding responsiveness of the 535xi's inline six-cylinder engine.



Portrait of a masterpiece: the 535xi's twin-turbo engine produces 300 horsepower at 5800 rpm, and quickly develops 300 lb-ft of torque at 1400 rpm, which continues without fading through to the 5000 rpm range. With such a broad range of powerful torque, you can enjoy smooth, robust acceleration in any gear, at any speed.

## The challenge: Increased power, torque and efficiency. Decreased 0-60 times. The result: Mission accomplished.

Engines are our passion. That's why a BMW engine does not just deliver power and performance – it does so with smoothness and efficiency. Our ongoing challenge: to improve each of these characteristics with the introduction of every new engine. And in the 2008 5 Series Sports Wagon, we have definitely achieved this goal.

Beneath the long hood of the 5 Series Sports Wagon lies one of the world's most sophisticated engines. Generating 300 horsepower and 300 lb-ft of torque, the revolutionary twin-turbo in the 535xi accelerates all the way up until redline with an urgency that will put a smile on your face. Turbo lag is a thing of the past – thanks to BMW's inspired use of two turbochargers, all you experience is strong, quick acceleration on demand, with the 535xi reaching 60 mph in just 5.8 seconds.<sup>1</sup> BMW engineers have also overcome the traditionally poor gas mileage of turbocharging. By using a high-precision piezo fuel-injection system, every ounce of fuel is maximized, making the twin-turbo engine no

less efficient than a naturally aspirated engine of equal power. The light-weight aluminum engine block, extra-light camshafts, and BMW's Double-VANOS technology further enhance its smooth power delivery, fuel efficiency, and lowered emissions. And with the engine's inline configuration, it runs with a smoothness not possible in a V-6.

Power to the rear wheels of the 535xi Sports Wagon is channeled through a choice of 6-speed transmissions that provide effective gear ratios to transfer the engine's impressive torque. The smooth-shifting manual transmission is standard<sup>2</sup>; the STEPTRONIC automatic, with its new, ergonomically designed electronic shift knob, is now offered as a no-cost option.

<sup>1</sup>STEPTONIC automatic transmission; manual transmission (available as of September 2007 production) figures not yet available. BMW AG test results. Obey local speed laws and always wear safety belts.

<sup>2</sup>Manual transmission available as of September 2007 production.



Because slippery roads love to throw you a curve:  
The 5 Series Sports Wagon with xDrive all-wheel drive.

BMW's intelligent xDrive all-wheel-drive system takes all-road traction to new heights, while maintaining the 5 Series' legendary agility. On smooth, dry roads, the 535xi has the feel of its rear-wheel drive Sedan stablemates. But hit a wet uphill curve, for instance, and even before wheelspin can occur, the xDrive system immediately recognizes any need for a change in power distribution. Almost instantaneously,

xDrive can send more torque to the front axle in order to achieve optimal stability. Should one wheel on an axle spin faster than the other, the brakes can be applied individually, as needed, to bring all wheels back into sync. At any given moment, xDrive is working hard, shifting drive power, reducing over- or understeer, enhancing agility, and providing the best possible traction.



**By using readings from the Dynamic Stability Control (DSC) sensors and the gas pedal, xDrive continually monitors the vehicle's driving condition. This data is then used to vary power distribution between the two axles, ensuring agile, neutral and forgiving handling at all times.**



■ Standard equipment    □ Optional equipment



■ **Xenon Adaptive Headlights** provide brilliant clarity of the road ahead and to the side at night and in conditions with poor visibility. The dynamic auto-leveling feature adjusts for varying passenger and cargo loads. **BMW Adaptive Headlights** provide optimum road illumination around corners, thanks to an electromechanical control system that directs the headlights into and through road bends.



■ **Redesigned taillights** add fresh, dramatic flair with raised horizontal ribbing and restyled white reverse lights.



■ **Adaptive Brake Lights** increase vehicle visibility and signal the intensity of your braking action.



□ **18 x 8.0 Star Spoke (Style 124) cast alloy wheels with 245/40R-18 run-flat performance tires.**<sup>1</sup> (Requires 535xi Sport Package; spare is a space-saver wheel and tire.)

<sup>1</sup>Due to low-profile tires, please note: wheels, tires and suspension parts are more susceptible to road hazard and consequential damages. Performance tires not recommended for driving in ice and snow.



■ **Roof rails** closely hug the lines of the roof. They easily accommodate additional cargo, as well as bicycles, skis, snowboards, etc., when equipped with the multifunctional BMW roof rack system. (Refer to the Original BMW Accessories catalog or visit your authorized BMW center for a full selection.)



■ **17 x 7.5 Star Spoke (Style 243) cast alloy wheels with 225/50R-17 all-season tires.**

■ Standard equipment

□ Optional equipment



□ **Park Distance Control** uses eight sensors – four in the front, four in the rear – to help you judge how close you are to other cars and unseen objects when parking. While engaged in a parking maneuver, the image on the screen visually changes and warning beeps come faster as the bumper approaches a stationary object, turning into a constant tone when the distance is less than 12 inches.



□ **Active Cruise Control** uses radar measurements to automatically maintain a pre-set speed and distance between your vehicle and the one ahead in both heavy traffic and highway driving.<sup>1</sup> (Requires automatic transmission.)

<sup>1</sup>Active Cruise Control is not a substitute for the driver's own responsibility in adjusting speed and otherwise controlling the vehicle. Due to the road, traffic and visibility conditions, the driver decides whether and how the system is used.



■ **BMW Assist™<sup>2</sup>** and Bluetooth® system offers hands-free calling through your BMW-approved Bluetooth phone. The BMW Assist Safety Plan includes Automatic Collision Notification, Emergency Request, TeleService and more. The optional Convenience Plan includes Directions and Weather information, Critical Calling and Concierge service.

<sup>2</sup>See page 58 for details of standard and optional services.



□ **20-way power multi-contour front seats**<sup>3</sup> for the driver and front passenger provide optimum lateral support during tight cornering – thanks to specially padded, highly contoured side bolsters – while remaining exceptionally comfortable when driving over long distances. In addition to active head restraints, the seats offer individual power adjustment for backrest and seat-bottom angle; forward/backward and up/down position; thigh, upper back and lumbar support; and adjustable sides.

<sup>3</sup>Multi-contour seats are included in the Sport Package and available as a stand-alone option. Requires optional Dakota Leather upholstery or Premium Package.















■ **Two-piece Panoramic moonroof** features fully electric slide and lift control. Both halves of the roof can be tilted up at the touch of a button. When you tilt the front glass section, the rear section also tilts up electronically. When open, the wind deflector minimizes turbulence. Includes comfort opening/closing function, and an electric sunshade to help shield cabin from excessive heat.



□ **Comfort Access system** offers an even greater degree of convenience: keyless access to your car. Simply carrying the remote key in a pocket allows you to unlock the doors by touching the door handle. You can also turn the engine on or off by pressing the Start/Stop button<sup>4</sup> without first inserting the remote key.

<sup>4</sup>Foot must be on brake, or with manual transmission, brake and clutch must be engaged, in order to start.

**Combinations**

Materials	Leatherette <sup>1</sup>		Dakota Leather <sup>2</sup>			
	Beige	Black	Cream Beige	Gray	Natural Brown	Black
<b>Upholstery colors<sup>3</sup></b>						
<b>Exterior colors<sup>4</sup></b>						
<b>300</b> Alpine White Non-metallic		•	•	•	•	•
<b>668</b> Jet Black Non-metallic		•	•	•	•	•
<b>354</b> Titanium Silver Metallic			•	•		•
<b>A68</b> Platinum Gray Metallic			•	•		•
<b>A52</b> Space Gray Metallic			•	•		•
<b>A53</b> Platinum Bronze Metallic <sup>5</sup>		•	•	•	•	•
<b>A76</b> Deep Sea Blue Metallic		•	•	•	•	•
<b>A35</b> Monaco Blue Metallic		•	•	•	•	•
<b>A43</b> Deep Green Metallic		•	•	•	•	•
<b>475</b> Black Sapphire Metallic		•	•	•	•	•
<b>Interior trims</b>						
<b>438</b> Dark Poplar Wood <sup>6</sup>						
<b>437</b> Light Poplar Wood <sup>7</sup>						
<b>4BY</b> Bamboo Wood <sup>7</sup>						

<sup>1</sup>Leatherette: Standard in 535xi.

<sup>2</sup>Dakota Leather: Optional in 535xi and included in Premium Package.

<sup>3</sup>Upholstery and interior colors: Cream Beige Leather upholstery comes with Cream Beige interior color; Beige Leatherette upholstery comes with Beige interior color. Black Leather or Black Leatherette upholstery comes with Black interior color. Natural Brown Leather upholstery comes with Black interior color, which includes a Black/Natural Brown color combination on the door panels. Gray Leather upholstery comes with Gray interior color.

<sup>4</sup>Non-metallic paints are standard; Metallic paints are available at no additional cost.

<sup>5</sup>Platinum Bronze Metallic paint: Delayed availability.

<sup>6</sup>Dark Poplar Wood trim: Standard.

<sup>7</sup>Light Poplar Wood and Bamboo Wood trims: Available at no additional cost.

Performance and efficiency	535xi
3.0-liter dual overhead cam (DOHC), 24-valve inline turbocharged 300-horsepower 6-cylinder engine with twin-turbo technology, piezo direct injection, and Double-VANOS steplessly variable valve timing	●
Direct ignition system with knock control	●
Electronically controlled engine cooling (map cooling)	●
6-speed manual transmission <sup>1</sup>	●
6-speed STEPTRONIC automatic transmission with Sport and Manual shift modes and Adaptive Transmission Control (ATC)	▲

Handling, ride and braking	535xi
Aluminum double-pivot-type front suspension	●
Aluminum 4-link integral rear suspension	●
Front and rear anti-roll (stabilizer) bars	●
Aluminum front and rear subframes	●
Twin-tube gas-pressure shock absorbers	●
4-wheel ventilated anti-lock disc brakes (ABS) with Dynamic Brake Control (DBC)	●
Vehicle-speed-sensitive variable-assist (Servotronic), variable-ratio power steering	●
Dynamic Stability Control (DSC), including Brake Fade Compensation, Start-off Assistant, Brake Drying, and Brake Stand-by features; with Dynamic Traction Control (DTC)	●
xDrive all-wheel-drive system	●
Hill Descent Control	●

Exterior and aerodynamics	535xi
17 x 7.5 Star Spoke (Style 243) cast alloy wheels, 225/50R-17 all-season tires	●
18 x 8.0 Star Spoke (Style 124) cast alloy wheels, 245/40R-18 run-flat performance tires <sup>2</sup>	○
Xenon Adaptive Headlights with dynamic auto-leveling	●
Automatic headlight control	●
High-pressure retractable headlight cleaning system	★
Halogen free-form foglights	●
Low-liftover tailgate with separately opening rear window	●
Roof rails	●
Rear-window wiper/washer	●
Park Distance Control (front and rear) with graphic display	○
Rain-sensing windshield wipers with adjustable speed	●
Power-adjustable, heated, body-color side-view mirrors	●
Metallic paint	●
Chrome Line exterior trim	●
Shadowline exterior trim	□

- Standard
- Optional
- ▲ No-cost option
- ◇ Included in optional Premium Package
- Included in optional Sport Package
- ★ Included in optional Cold Weather Package

Comfort and convenience	535xi
Automatic climate control with separate left/right temperature and air distribution controls, with automatic air recirculation	●
Micro-filter ventilation system with replaceable active charcoal filters	●
Panoramic moonroof with fully automatic, two-piece glass panel, power slide and lift control, trap release, wind deflector and power interior sunshade	●
Automatic tilt-down of passenger's side-view mirror (when car is shifted into reverse gear)	●
Automatic tailgate operation	◇
Power tilt and telescopic steering wheel with automatic tilt-up	●
Power windows with key-off and "one touch" up and down operation both front and rear, anti-trapping feature, opening from remote, and closing from exterior lock	●
Manual rear side-window sunshades with 2 shade sections per door	○
Keyless entry with multi-function remote control	●
Comfort Access keyless entry with multi-function remote control	○
Interior courtesy lights with automatic-dimming function	●
Front map lights and rear reading lights with separate controls for the left and right	●
Automatic-dimming interior rear-view mirror and power-folding exterior side-view mirrors	◇
Dual front sun visors with illuminated mirrors	●
Dual cupholders in front and rear	●
3-stage heated front seats	○/★
3-stage heated rear seats <sup>3</sup>	○
Heated steering wheel	★
Fully finished cargo area with tool kit and interior tailgate release	●
Integrated 3-button Universal garage-door opener	◇
Storage area under the cargo floor with adjustable dividers	●
Power outlet in front passenger's footwell, back of center console, and in cargo area	●
Glove compartment with rechargeable take-out flashlight	●
Ski bag	★

Interior seating	535xi
Leatherette upholstery	●
Dakota Leather upholstery and door trim	○/◇
10-way power front seats with power head restraints	●
4-way power lumbar support for front seats	●
20-way power multi-contour front seats (includes articulated upper backrest, passenger's-seat memory, Active Head Restraints, and adjustable side and thigh support) <sup>4</sup>	○/□
Memory system for driver's seat, side-view mirrors, and steering wheel position	●
Open storage compartments in all doors and front seatback storage	●
Adjustable front center armrest	●
Dual center console compartments with provision for phone handset	●

<sup>1</sup>Available as of September 2007 production.

<sup>2</sup>Requires Sport Package; due to low-profile tires, please note: wheels, tires and suspension parts are more susceptible to road hazard and consequential damages. Performance tires not recommended for driving in ice and snow. Spare is a space-saver wheel and tire.

<sup>3</sup>Requires Cold Weather Package; also requires Dakota Leather upholstery or Premium Package.

<sup>4</sup>Requires Dakota Leather upholstery or Premium Package.

Instrumentation and controls	535xi
3-spoke leather-wrapped multi-function steering wheel with controls for audio system, cruise control, and Bluetooth® wireless communication for hands-free mobile phone <sup>5</sup>	●
3-spoke leather-wrapped multi-function sport steering wheel with controls for audio system, cruise control, and Bluetooth® wireless communication for hands-free mobile phone <sup>5</sup>	□
Electronic analog speedometer and tachometer and LCD main and trip odometers	●
Check Control vehicle monitor system	●
Start/Stop button	●
Head-up Display (HUD) <sup>6</sup>	○
NightVision <sup>7</sup>	○
iDrive system with on-board computer and Controller, and 6 programmable memory buttons	●
Exterior temperature display with alarm for freezing temperatures	●
Active Cruise Control (ACC) <sup>8</sup>	○
BMW Navigation system with Voice Command System and Real Time Traffic Information	○
Vehicle & Key Memory	●
Tire Pressure Monitor	●

Audio system	535xi
Anti-theft AM/FM stereo/CD audio system with 10 speakers, Auto-Store, FM diversity antenna system, and MP3 capabilities	●
Logic7 sound system with 13 speakers, Surround Sound, and Digital Sound Processing (including 2 subwoofers)	○
iPod and USB adaptor (includes cable connector)	○
6-disc CD changer mounted in glove compartment	△
Pre-wiring for BMW center installation of BMW 6-disc CD changer and SIRIUS Satellite Radio	●
Auxiliary audio input	●
HD Radio™ – receive free, digital AM/FM broadcasts in clear, static-free quality sound; “multicast” FM stations; and innovative data services; can be ordered in combination with optional Logic7 Surround Sound audio system	○
SIRIUS Satellite Radio <sup>9</sup>	○/△

- Standard
- Optional
- ▲ No-cost option
- ◇ Included in optional Premium Package
- Included in optional Sport Package
- ★ Included in optional Cold Weather Package
- △ Dealer-installed accessory

Safety and security	535xi
Driver's and passenger's front airbag supplemental restraint system	●
Front- and rear-seat Head Protection System	●
Front side-impact airbags	●
Rear-seat side-impact airbags and automatic pretensioners on rear outboard safety belts	○
Lane Departure Warning feature that alerts the driver of an improper lane-changing maneuver <sup>10</sup>	○
Front safety belts with automatic pretensioners	●
Active Head Restraints in front seats <sup>11</sup>	○/□
Automatic locking retractors (ALR) on all safety belts (for installation of child-restraint seats)	●
Interlocking door anchoring system to help protect against door intrusion in side impacts	●
BMW's Advanced Safety System for integrated deployment of safety features	●
Impact sensor that activates Battery Safety Terminal disconnect of alternator, fuel pump and starter from battery; and turns on hazard lights, interior lights and unlocks doors	●
Coded Driveaway Protection (prevents engine start when your key with constantly changing electronic code is not used)	●
Remote keyless entry security alarm system with selective unlocking and double-lock feature (programmed at BMW center), remote trunk opening, interior motion detector, and panic feature	●
Adaptive Brake Lights	●
BMW Assist™ with Bluetooth wireless technology for hands-free calling (with Bluetooth-compatible mobile phone <sup>12</sup> ), phonebook downloading and speech recognition capabilities	●

BMW Services	535xi
BMW Ultimate Service™	●

<sup>5</sup>If so equipped.  
<sup>6</sup>Requires Navigation system; not available with green band windshield.  
<sup>7</sup>Requires Navigation system and Cold Weather Package.  
<sup>8</sup>Requires STEPTRONIC automatic transmission.  
<sup>9</sup>Please visit your authorized BMW center for details on equipment and services requirements.  
<sup>10</sup>Requires Premium Package.  
<sup>11</sup>Included with optional 20-way multi-contour front seats; requires Dakota Leather upholstery or Premium Package.  
<sup>12</sup>Please contact your authorized BMW center or visit bmwusa.com for a list of BMW-approved Bluetooth-enabled mobile phones.

Premium Package	535xi
Dakota Leather upholstery and door trim	○/◇
Integrated 3-button Universal garage-door opener	◇
Automatic-dimming interior rear-view mirror and power-folding exterior side-view mirrors	◇
Automatic tailgate operation	◇

Sport Package <sup>13</sup>	535xi
3-spoke leather-wrapped multi-function sport steering wheel with controls for audio system, cruise control, and Bluetooth wireless communication for hands-free mobile phone <sup>5</sup>	□
20-way power multi-contour front seats (includes articulated upper backrest, passenger's-seat memory, Active Head Restraints, and adjustable side and thigh support)	○/□
Shadowline exterior trim	□

Cold Weather Package	535xi
3-stage heated front seats	○/★
Heated steering wheel	★
High-pressure retractable headlight cleaning system	★
Ski bag	★

Stand-alone optional equipment	535xi
6-speed STEPTRONIC automatic transmission with Sport and Manual shift modes and Adaptive Transmission Control (ATC)	▲
18 x 8.0 Star Spoke (Style 124) cast alloy wheels, 245/40R-18 run-flat performance tires <sup>14</sup>	○
Park Distance Control (front and rear) with graphic display	○
Dakota Leather upholstery and door trim	○/◇
Light Poplar Wood interior trim	▲
Bamboo Wood interior trim	▲
20-way power multi-contour front seats (includes articulated upper backrest, passenger's-seat memory, Active Head Restraints, and adjustable side and thigh support) <sup>13</sup>	○/□
Manual rear side-window sunshades with 2 shade sections per door	○
Comfort Access keyless entry with multi-function remote control	○
3-stage heated front seats	○/★
3-stage heated rear seats <sup>15</sup>	○
Logic7 sound system with 13 speakers, Surround Sound, and Digital Sound Processing (including 2 subwoofers)	○
iPod and USB adaptor (includes cable connector)	○
HD Radio™ – receive free, digital AM/FM broadcasts in clear, static-free quality sound; “multicast” FM stations; and innovative data services; can be ordered in combination with optional Logic7 Surround Sound audio system	○
SIRIUS Satellite Radio <sup>9</sup>	○
Head-up Display (HUD) <sup>6</sup>	○
NightVision <sup>7</sup>	○
Active Cruise Control (ACC) <sup>8</sup>	○
BMW Navigation system with Voice Command System and Real Time Traffic Information	○
Rear-seat side-impact airbags and automatic pretensioners on rear outboard safety belts	○
Lane Departure Warning feature that alerts the driver of an improper lane-changing maneuver <sup>10</sup>	○

<sup>13</sup>Requires Dakota Leather upholstery or Premium Package.

<sup>14</sup>Requires Sport Package; due to low-profile tires, please note: wheels, tires and suspension parts are more susceptible to road hazard and consequential damages. Performance tires not recommended for driving in ice and snow. Spare is a space-saver wheel and tire.

<sup>15</sup>Requires Cold Weather Package; also requires Dakota Leather upholstery or Premium Package.

Technical data

<b>Weight</b>		<b>535xi</b>
Unladen		
Manual transmission	lbs	4100
STEPTRONIC automatic transmission	lbs	4144
<b>Weight distribution, front/rear</b>		
Manual transmission	%	49.2/50.8
STEPTRONIC automatic transmission	%	49.2/50.8

<b>Engine</b>		<b>535xi</b>
Liter/type		
		3.0/inline 6
Bore/stroke	inch	3.31x3.53
Nominal output/rpm	hp	300/5800
Max. torque/rpm	lb-ft	300/1400-5000
Compression ratio	:1	10.2
Fuel grade		
		unleaded premium

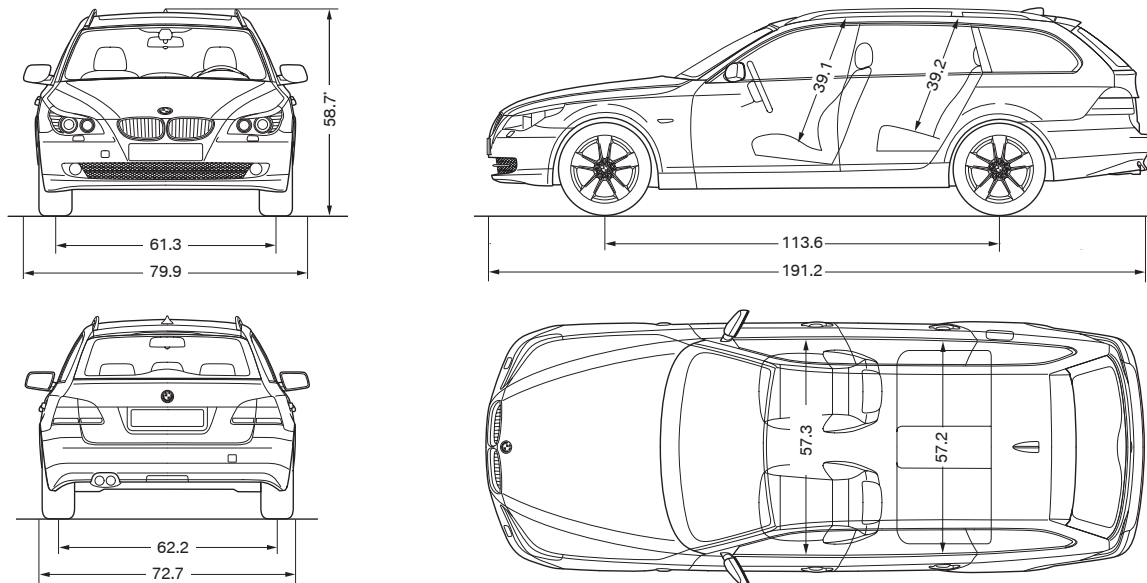
<b>Transmission</b>		<b>535xi</b>
<b>Manual gear ratios</b>		
	I/II/III :1	4.06/2.40/1.58
	IV/V/VI/R :1	1.19/1.0/0.87/3.68
	Final drive ratio :1	3.08
<b>STEPTRONIC automatic gear ratios</b>		
	I/II/III :1	4.17/2.34/1.52
	IV/V/VI/R :1	1.14/0.87/0.69/3.40
	Final drive ratio :1	3.48

<b>Performance</b>		<b>535xi</b>
Drag coefficient	C <sub>d</sub>	0.33
Top speed <sup>1</sup>	mph	150
<b>Acceleration 0–60 mph<sup>2</sup></b>		
Manual transmission	sec	TBD
STEPTRONIC automatic transmission	sec	5.8

<b>Fuel consumption<sup>3</sup></b>		<b>535xi</b>
<b>Manual transmission</b>		
City/highway	mpg	TBD/TBD
<b>STEPTRONIC automatic transmission</b>		
City/highway	mpg	TBD/TBD
Fuel capacity	gal	18.5

<b>Tires and wheels</b>		<b>535xi</b>
Tire dimensions	standard	225/50R-17
Wheel dimensions	standard	17x7.5
Material	standard	cast alloy

<b>Brakes</b>		<b>535xi</b>
Front – diameter	in	13.7
Rear – diameter	in	13.6



<sup>1</sup>Top speed limited electronically.

<sup>2</sup>BMW AG test results. Actual acceleration results may vary, depending on specification of vehicle; road and environmental conditions; testing procedures and driving style. These results should be used for comparison only and verification should not be attempted on public roads. BMW urges you to obey all posted speed laws and always wear safety belts.

<sup>3</sup>Fuel consumption figures not available at time of printing. Please go to [bmwusa.com](http://bmwusa.com) for further information. EPA-estimated figures are for comparison purposes only. Your actual mileage will vary, depending on speed, driving habits, trip length and driving conditions; actual mileage will most likely be lower.

Illustrations above: All dimensions in inches. \*Includes height of roof rails and antenna.

U.S. Importer: BMW of North America, LLC, Woodcliff Lake, NJ 07677. All illustrations and specifications contained in this brochure are based on the latest product information available at the time of printing. BMW reserves the right to make changes at any time, without notice, in colors, materials, equipment, specifications and models. BMW may, subject to legal requirements, determine the Model Year designation of its vehicles. The Model Year designation on any particular model may be longer or shorter than 12 months. Some vehicles pictured may contain non-U.S. equipment. Some models may be shown with optional equipment. While BMW NA makes all reasonable efforts to provide accurate information in this brochure, there is no guarantee or warranty of accuracy. Furthermore, we do not assume any liability for the accuracy or completeness of information presented.

This brochure shall not be used or relied upon as a substitute for information that is available from your BMW center. Further information can be obtained from your authorized BMW center or [bmwusa.com](http://bmwusa.com).

©2007 BMW of North America, LLC. Not to be reproduced wholly or in part without written permission of BMW NA. The BMW name, model names and logo are registered trademarks.

The Bluetooth word mark and logos are owned by the Bluetooth SIG, Inc. and any use of such marks by BMW is under license. Other trademark and trade names are the property of their respective owners

