*Necessary preliminary tasks:*


- Read out fault memory of DME control unit
- Switch off ignition

*Note:*

The installation location of the suction pressure sensor is at the rear end of the charge-air duct.

*Preparatory tasks:*

- Remove suction filter housing.



Unlock plug (1) and remove.


Release screws and pull suction pressure sensor (2) out of charge-air duct.

Tightening torque 13 62 2AZ .


*Installation:*

Check sealing ring for damage, replace if necessary.

When installing, coat sealing ring with suitable antiseize agent.




*Note:*  
Check stored fault messages.  
Now clear the fault memory.



E82, E90, E91, E92, E93 only:

*Necessary preliminary tasks:*


- Remove microfilter housing
- Remove intake duct



E60, E61 only:

Lift out expansion rivet (1).

Unclip air duct (2) from intake filter housing and remove.




Release clamp and detach air intake hose.

Tightening torque 13 71 1AZ .

Unlock and disconnect line (1).

Unclip line (1) from air filter housing.



Release clamp and detach air intake hose.

Tightening torque 13 71 2AZ .

Pull off wiring harness holders (1) in upward direction.

Detach intake filter housing (2) from bearings pins of rubber mounts in upward direction and remove.

*Installation:*

Make sure intake filter housing rubber mounts are correctly seated on bearing pins.

### 13 71 Air intake silencer

|  | Type | Thread                                  | Tightening specification | Measure |
|--|------|---|--------------------------|---------|
| 1AZ Air duct, compressor 1, to intake muffler  | N54  | Hose clamp                              |                          | 3 Nm    |
| 2AZ Air duct, compressor 2, to intake muffler  | N54  | Hose clamp                              |                          | 3 Nm    |
| 3AZ Air duct, compressor 1&2, to crankcase/cylinder head   | N54  | M6 x 25                                 |                          | 9 Nm    |
| 4AZ Charge-air duct to bracket   | N54  | M6 x 20                                 |                          | 9 Nm    |
| 5AZ Intake duct to front wall  | N54  | Self-tapping screw                      |                          | 2 Nm    |
| 6AZ Charge-air duct Intercooler before throttle valve assembly to charge-air duct Intercooler to throttle valve assembly | N54  | Screw hose clamp with tensioning spring |                          | 4.5 Nm  |
| 7AZ Raw air snorkel/ Pit sensor to charge-air duct   | N54  | Oval-head screw for plastic             |                          | 2 Nm    |
| 8AZ Bracket, air duct, compressor 2, to cylinder head  | N54  | M6 x 15                                 |                          | 9 Nm    |
| 9AZ Charge-air duct to compressor outlet   | N54  | V-band clamp                            |                          | 3.5 Nm  |
| 10AZ Charge-air duct, intercooler, to throttle-valve assembly  | N54  | M6x20                                   |                          | 9 Nm    |
| 11AZ Air duct, compressor 1&2, to engine block   | N54  | M6x25                                   |                          | 9 Nm    |
| 12AZ Clean air Y-pipe to intake muffler  | N54  | L89-96                                  | Clamp                    | 3 Nm    |
| 13AZ Clean air duct to clean air Y-pipe  | N54  | L53-60                                  | Clamp                    | 3 Nm    |
| 14AZ Clean air duct to EPPC bracket  | N54  | K50x30                                  |                          | 3.5 Nm  |
| 15AZ Charge-air duct, cold (vehicle-fixed to engine-fixed)   | N54  | L65-72                                  | Clamp                    | 3 Nm    |
| 16AZ Rubber mount to electric fan cowl   | N54  | K60x45                                  |                          | 5 Nm    |
| 17AZ Raw air diversion to lock support   | N54  | K50x20                                  |                          | 6 Nm    |
| 18AZ Clean air duct to compressor 2  | N54  | M6                                      |                          | 8 Nm    |

## 13 62 Senders for Control Unit

|                                      | Type | Thread  | Tightening specification | Measure |
|--------------------------------------|------|---------|--------------------------|---------|
| 1AZ Coolant temperature sensor       | N54  | M12x1.5 |                          | 13.5 Nm |
| 2AZ Intake pressure sensor           | N54  | K50x18  |                          | 3.5 Nm  |
| 3AZ Camshaft sensor to cylinder head | N54  | M6x16   |                          | 8 Nm    |
| 4AZ Crankshaft sensor to crankcase   | N54  | M6x16   |                          | 8 Nm    |
| 5AZ Knock sensor to crankcase        | N54  | M8x30   |                          | 21.5 Nm |