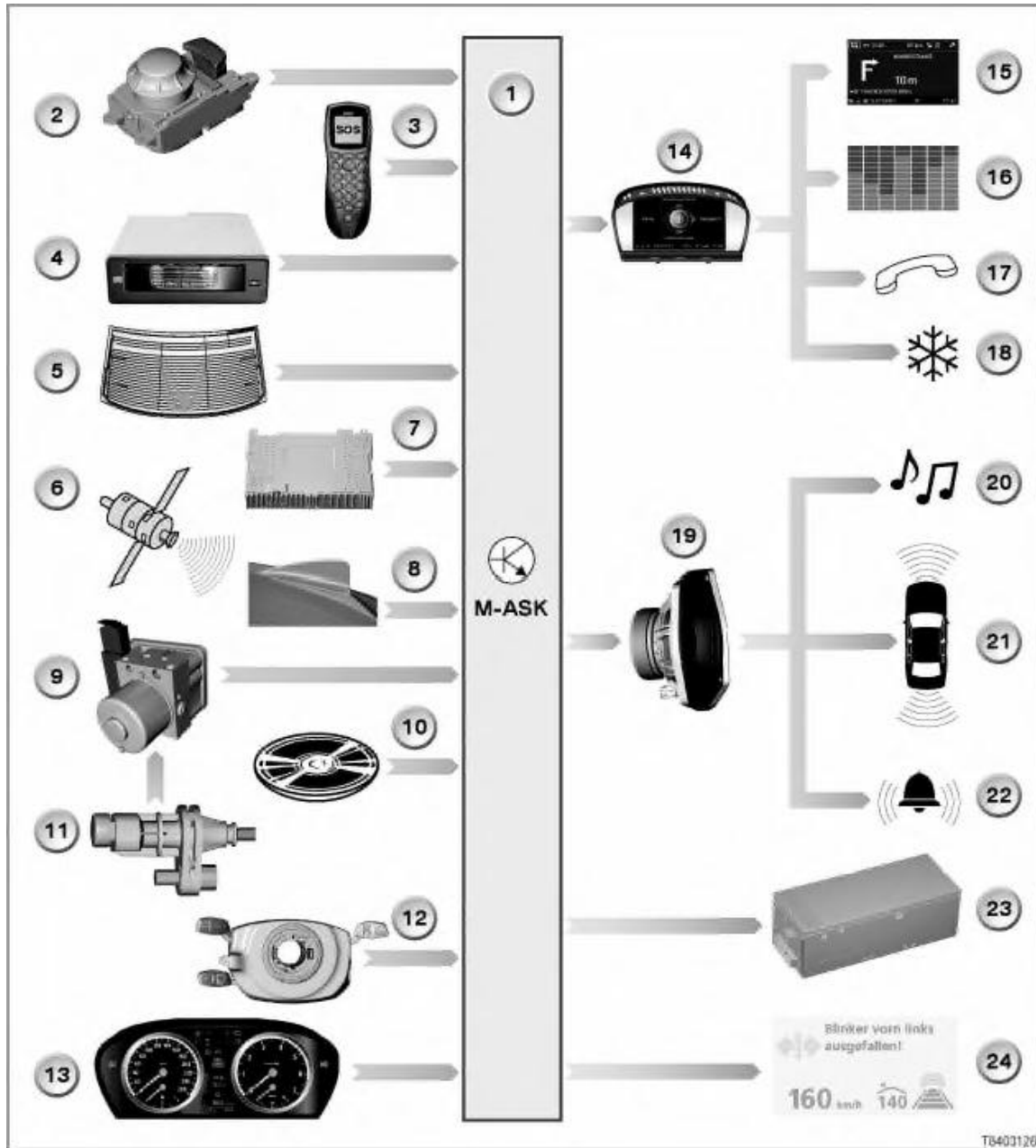


E60 Multi-audio system controller system overview M-ASK

For technical reasons, the system overview is divided up as follows:

- M-ASK input/output
- M-ASK system circuit diagram
- Navigation system input/output
- Arrangement of electronic modules

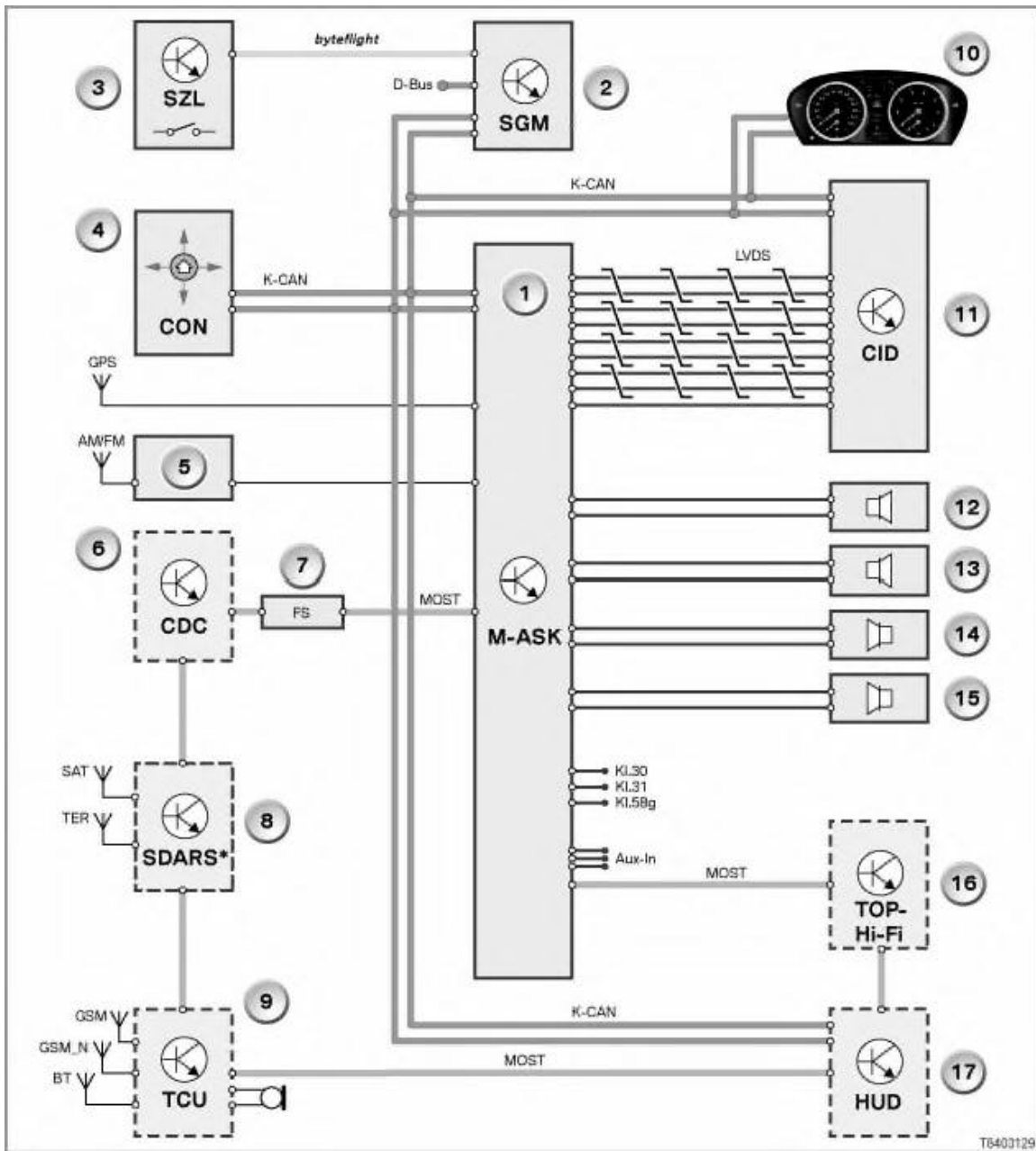
- M-ASK input/output



Key	Explanation	Key	Explanation
1	Multi-audio system controller (M-ASK)	2	Controller in the centre console

	Telephone (option 638 "Professional car phone" or option 644 "Universal charging and hands-free device")	4	CD changer (option 672 "6-disc CD changer in the glove box")
5	Aerials (in the rear window)	6	GPS satellites
7	Satellite Digital Audio Radio System SDARS (only US version)	8	Telephone and GPS aerial
9	Dynamic stability control (DSC)	10	DVD for the navigation system
11	Wheel speed sensor	12	Steering column switch cluster
13	Instrument cluster (for the Check Control messages)	14	Central Information Display (CID)
15	Navigation	16	Entertainment
17	Communication	18	Climate (for control of the integrated automatic heating / air conditioning system)
19	Audio operation	20	Audio signals (music, language, navigation messages)
21	Park distance control (PDC)	22	Audible notes (jingles) e.g. output of gongs
23	Top Hi-Fi amplifier (option 677 "Hi-Fi System Professional with Logic 7 signal processing")	24	Head-up display

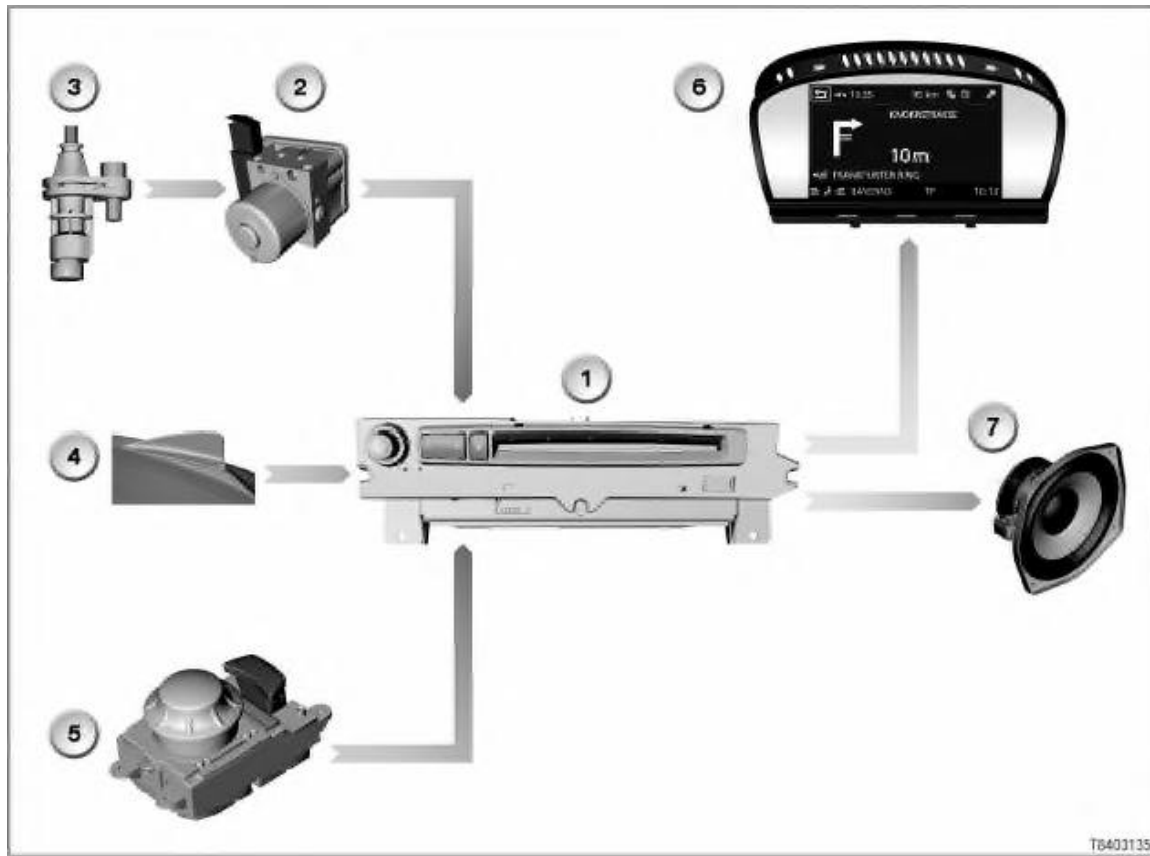
- System circuit diagram M-ASK



Key	Explanation	Key	Explanation
1	Multi-audio system controller (M-ASK)	2	Safety and gateway module (SGM)
3	Steering column switch cluster SZL	4	Controller (CON)
5	Aerial diversity	6	CD changer (option 672 "6-disc CD changer in the glove box")
7	Flash connector FS	8	Satellite Digital Audio Radio Service SDARS (only US version)
9	Telematic Control Unit TCU (option 605)	10	Instrument cluster for the Check Control messages
11	Central Information Display (CID)	12	Front left loudspeaker (only if no Top Hi-Fi amplifier is fitted)


	Rear left loudspeaker (only if no Top Hi-Fi amplifier is fitted)	14	Front right loudspeaker (only if no Top Hi-Fi amplifier is fitted)
15	Rear left loudspeaker (only if no Top Hi-Fi amplifier is fitted)	16	Top Hi-Fi amplifier (option 677)
17	Head-up display HUD		
AM/FM	Radio aerial	Aux-In	Additional audio input
BT	Bluetooth antenna	D-Bus	Diagnosis bus
GPS	Global Positioning System	GSM	Telephone aerial
GSM_N	Aerial for emergency call	K-CAN	Body CAN
Kl. 30	Terminal 30, power supply	Kl. 31	Terminal 31, earth
Kl. 58g	Instrument lighting	LVDS	Low Voltage Differential Signalling
MOST	Media Oriented System Transport	SAT	Aerial for satellite reception
TER	Aerial for terrestrial reception		

- Input/output navigation system



Key	Explanation	Key	Explanation
1	Multi-audio system controller (M-ASK)	2	DSC control unit
3	Wheel-speed sensor	4	Telephone and GPS aerial
5	Controller	6	Central Information Display (CID)
7	Audio output		

Order of electronic modules



TIS400132

Key	Explanation	Key	Explanation
1	Yaw rate sensor	2	Pigtail with electronic evaluation unit
3	Processor board	4	CD, CD-ROM or DVD drive
5	GPS receiver	6	Audio output stage
7	Electric fan		