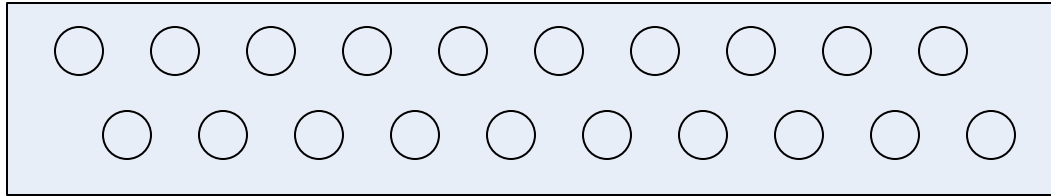


GRND 20    19    WL Output - 18    17    WR Output - 16    15    Right Input + 14    Left Input - 13    12    11

Female 20-pin connector  
REAR VIEW/  
WIRES SIDE

GRND = 16AWG  
black wire



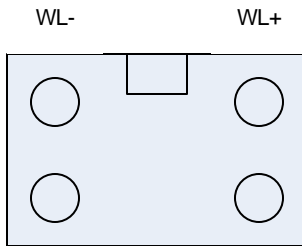
10 12+    9 REM    8 WL Output +    7    6 WR Output +    5    4 Right Input -    3 Left Input +    2    1

Female 4-WIRE connector  
REAR VIEW/  
WIRES SIDE


WL- = 16AWG  
black wire

WL+ = 16AWG  
yellow wire

OEM WOOFERS INPUT  
CONNECTOR



WR-    WR+

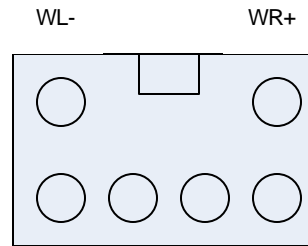


**Connector 1**  
OPTIONAL  
OEM WOOFERS INPUT  
CONNECTOR


Female 4-WIRE connector  
REAR VIEW/  
WIRES SIDE

WL- = 18AWG  
brown wire

OEM AMP  
WOOFER HIGH  
LEVEL OUTPUT  
CONNECTOR



WL+    WR-



**Connector 3**  
LINE OUTPUT CONVERTER  
CONNECTOR



Powering Underseat Woofers with Aftermarket Amp =  
Plug Connector 1 to Harness Male Jack #1

Powering Underseat Woofers with OEM amp =  
Plug Harness Male Jack 1 to Harness Female Socket 2

Line Output Converter = Plug Connector 3 to Harness Male Jack 3