

I did the wiring slightly different to the diy as I found an easier route through the grommet under the drivers side micro filter behind the brake master cylinder, this grommet is above the accelerator pedal on a right hand drive car, you have to remove this cover:




This is what's underneath, you can see my new orange cable which I just pushed through the rubber grommet and left it long inside the underdash trim at this stage:




I routed this cable along the strut brace inside a piece of vacuum hose to protect it, the cable needs to go to the e box under the passenger side microfilter, you can see my orange cable again:



This is the ebox underneath the passenger microfilter where the cable needs to end up, you can see I routed the cable through the rubber flexi hose, you can see that I simply located the correct wire and put a crimp lug on to join it:



Regarding the ebox, take no notice of the pdf diy as it will confuse you, the below picture shows the connector X6031 at the top of the picture (black connector), this is where I simply cut the wire going to pin 11 and joined to my orange cable:




So now working inside the car you need to lower the plastic cover above the pedals (5 screws from memory) lower the cover and you should see the wire you've pushed through the grommet from earlier, now you need to pull the covers off the steering column:





Next locate the SZL connector X1880 under the steering column next to the yellow connector (this shows the connector with the new wires in place):




Pull the connector off and push the wire from the e box into pin 13 and a new wire (green in my case) into pin 12 using these pins from RS components:



it should look like this, I used some black sleeving to protect the wires:



Plug it all back in and cable tie the wires. Lastly you need to run the wire from pin 12 (green) to ground, I used the grounding point underneath the bonnet release lever under the carpet using a 6mm lug:



You can just see the black plastic cover over the earth point under the carpet, there is a 6mm bolt to put the lug onto:



Now put everything back together and you should end up with this:



I got everything coded by member BLOOD on 5series.net, I can get his e mail address for you if you wish. Before coding the sport button appeared to do nothing and the paddles didnt work.
Of course everything above is just the cable work from the SZL to the ebox, the steering wheel is an easy swap.

Ian