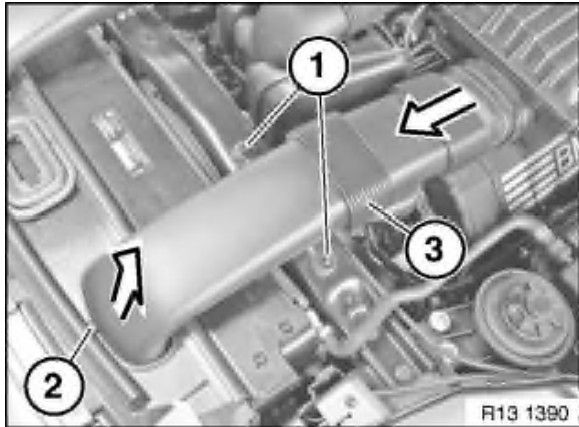




Necessary preliminary tasks:

- Read out fault memory of DME control unit; if necessary, work through test schedules
- Switch off ignition
- Remove acoustic cover
- E65, E66 only:
Remove design cover




E70 only:

Lever out expansion rivets (1).

Press lock (2) and raise intake duct (3).

Detach intake duct (3) from air filter housing and remove.



Installation location:

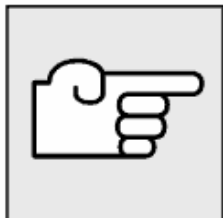
Tank venting valve is fitted at front on left side of cylinder head cover.

Unlock vent hose on intake air manifold and disconnect.

Unlock vent hose on tank venting valve (2) and disconnect.

Unlock plug (1) and remove.

Remove tank venting valve (2) from holder.



Note:

Now clear the fault memory.