


**Important!**


After completing work:

- Perform adaptation using DIS Tester, refer to "Service Functions" in DIS Tester (Teach in transmission).
- Check transmission oil level
Use only the approved transmission fluid
- Check fluid level in hydraulic system
- Read out fault memory and clear entered faults.

Failure to comply with this requirement will result in serious damage to the transmission.


*Recycling:*

Catch and dispose of escaping transmission fluid. Observe country-specific waste-disposal regulations.



Necessary preliminary tasks:

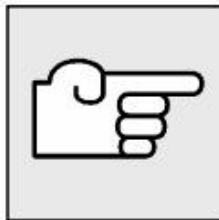
- Drain gear oil at oil drain plug.
Tightening torque 23 00 4AZ .
- Remove transmission.



Unfasten screws.


Remove and convert transmission bearing block.

Tightening torque 22 32 2AZ .



Modify following parts to new transmission:

- Release bearing and release lever
- Modify cover caps.
- Ball pin and spring wire clip.



Installation:

Observe greasing specification.

Add final details to vehicle.

Check transmission oil level.