

E60 aerials

Installation location

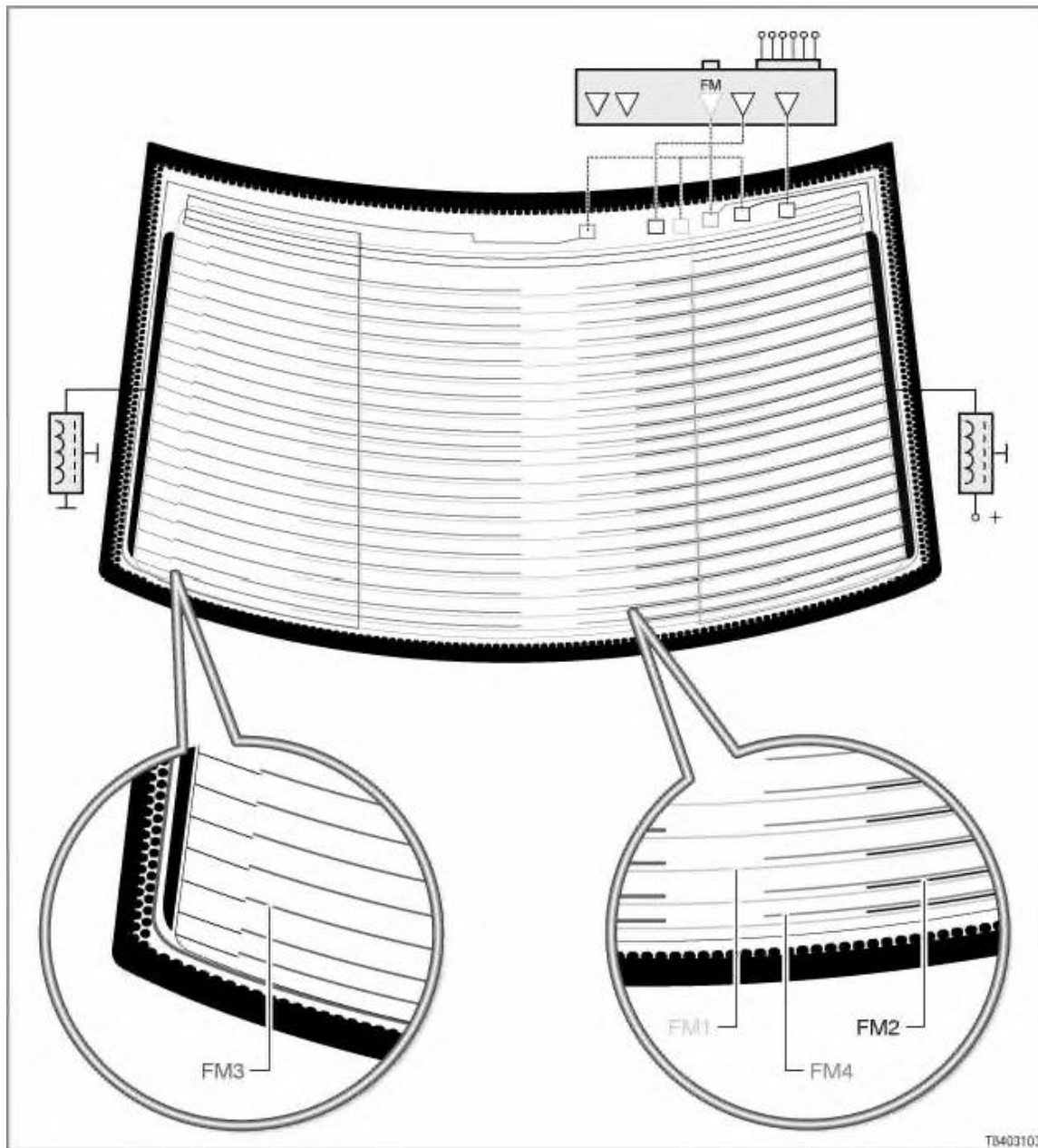
The aerials for radio and television reception and the aerial for remote control operation are built into the rear window.

Construction

The aerial structures are found on the inside of the rear window. The heating elements for the rear window heating are built into the aerial structures. Power is supplied via blocking circuits in the positive and negative wires. The blocking circuits prevent the high-frequency currents of the aerials flowing towards earth and the positive terminal.

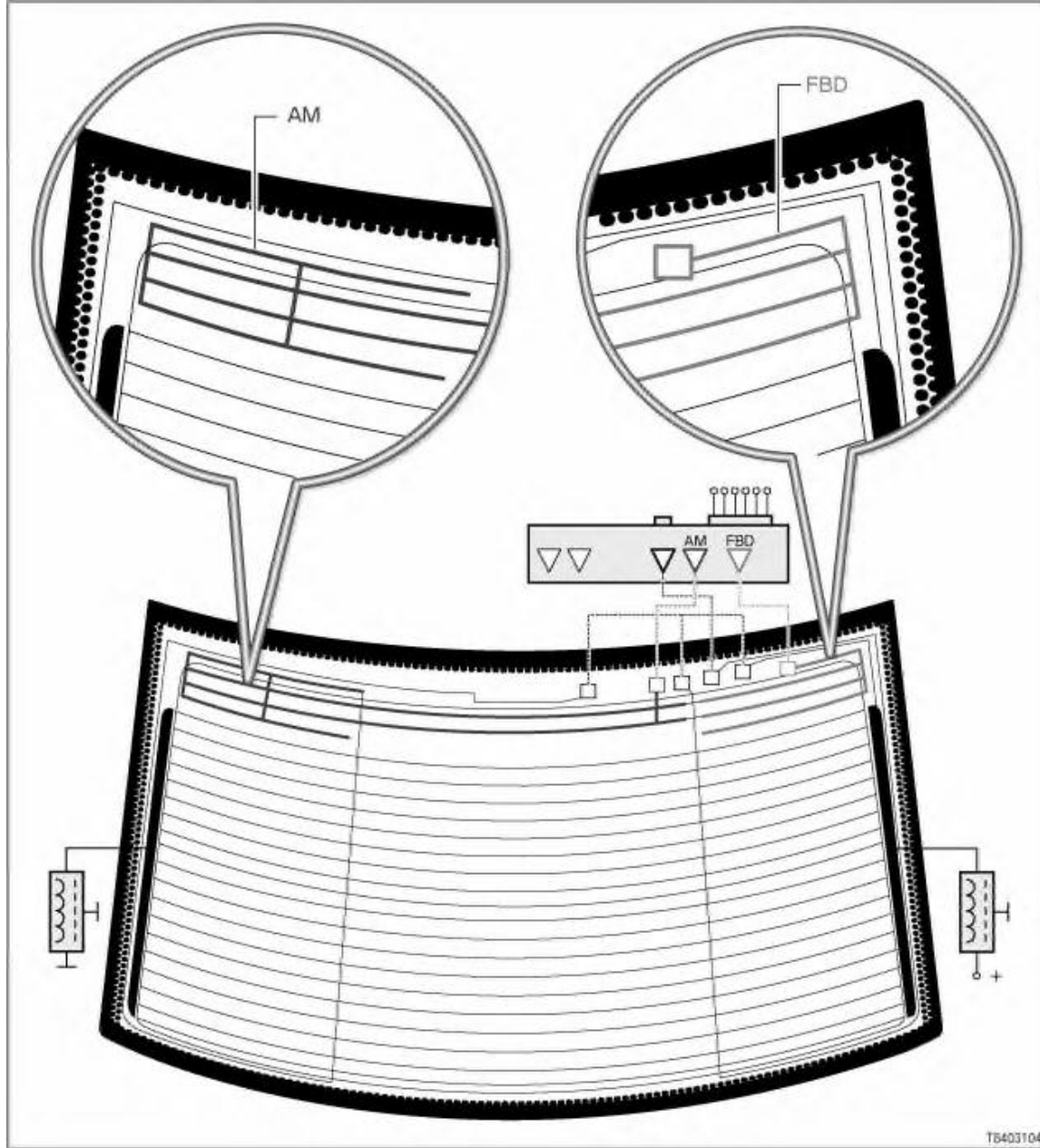
Aerials for FM1-4

For FM (VHF) radio reception, 4 aerials are fitted in the rear window.



Aerials for AM and FBD

1 aerial each is fitted in the rear window for AM (MW, LW and SW) radio reception and FBD (remote control services).



Telephone and GPS aerial

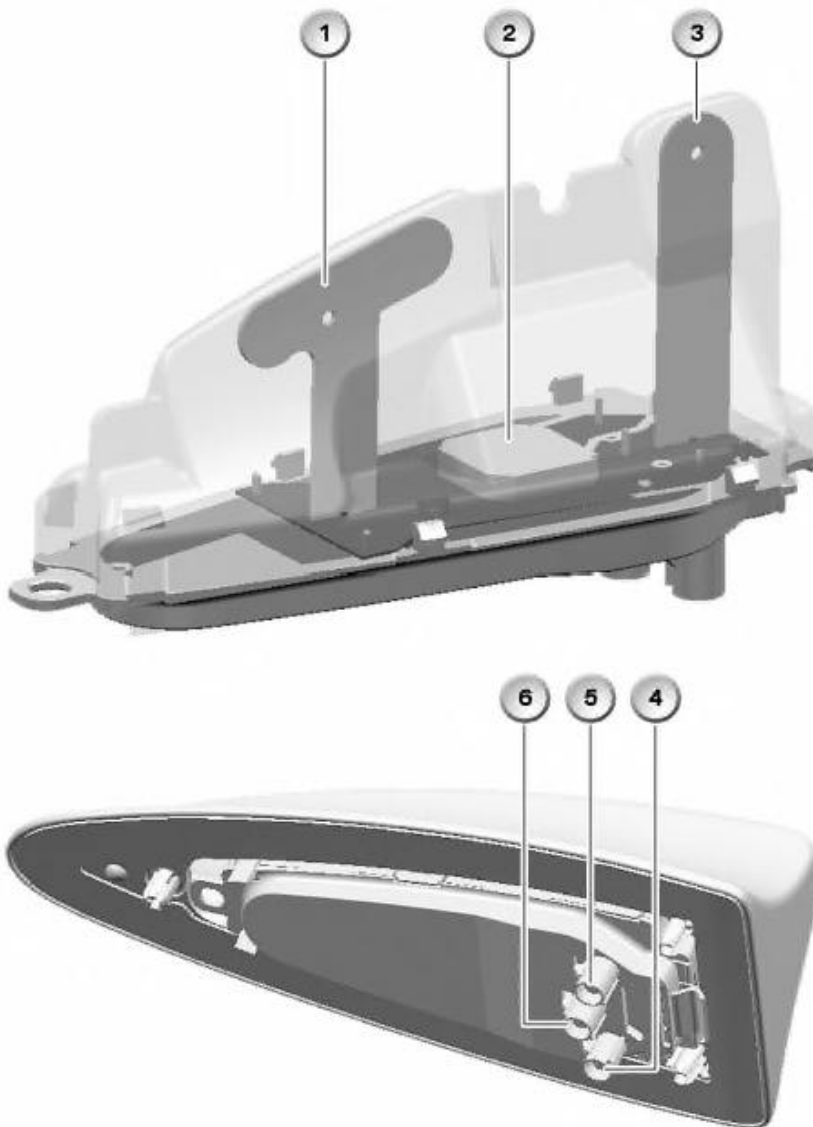
Depending on the option, the following aeriels are fitted in the telephone and GPS aerial:

- Telephone aerial 1
- Telephone aerial 1 and GPS aerial
- Telephone aerial 1, telephone aerial 2 and GPS aerial

The GPS aerial receives the data from the GPS satellites. The received data is transferred to the GPS receiver in the multi-audio system controller. Re-initialisation of navigation system takes place via the GPS aerial. For re-initialisation, the vehicle position is calculated first. During further operation of the navigation system, the GPS satellite data is constantly read in and checked for alterations.

The telephone aerial 1 (900 MHz and 1800 MHz) is designed for the GSM network (GSM = Global Standard for Mobile Communication).

The version with telephone aerial 1 and telephone aerial 2 is designed for telephone networks world-wide (US version, Europe version and Japan version) and is used by all countries. In the US version, the telephone aeriels are available separately, so that 2 telephones can be used.



T8403138

Key	Explanation	Key	Explanation
1	Telephone aerial 1	2	GPS aerial
3	Telephone aerial 2 (US version)	4	Connection of the GPS aerial
5	Connection of telephone aerial 1	6	Connection of telephone aerial 2