



This Service Information bulletin supersedes S.I. B12 10 07 **dated July 2007.**

PERFORM THE PROCEDURE OUTLINED IN THIS SERVICE INFORMATION ON ALL AFFECTED VEHICLES THE NEXT TIME THEY ARE IN THE SHOP FOR MAINTENANCE OR REPAIRS.

Under the National Traffic and Motor Vehicle Safety Act of 1966, as amended, if there has been a recall campaign, dealers must assure that all new vehicles and new items of replacement equipment are free of safety defects and comply with all applicable Federal Motor Vehicle Safety Standards at the time of delivery to the consumer. This means that dealers may not deliver new motor vehicles or new items of replacement equipment to consumers unless the safety defect or noncompliance has been remedied before delivery.

NEW designates changes to this revision

SUBJECT

NEW Recall Campaign 07V-479: N62TU - Retrofit Engine Compartment Ground Cables

MODEL

E60, E63, E64, E70 with N62TU produced 03/05-06/07

SITUATION

When driving in certain environmental conditions (ambient temperature below freezing and low air humidity), an electrostatic discharge in the engine compartment may cause electromagnetic interference with the engine wiring harness. Consequently, intermittent engine speed fluctuation and momentarily loss of power may be experienced.

To prevent such a condition, two additional ground cables between the fuel injection rails and ignition coils grounding points need to be installed on both engine banks.

NEW A copy of the customer letter is attached.

AFFECTED VEHICLES

NEW This Recall Campaign involves 550i/550iA, 650i/650iA coupe/convertible, and X5 4.8iA vehicles with N62TU engines that were produced from 03/22/2005 up to 06/27/2007.

In order to determine if a specific vehicle is affected by this Recall Campaign, it will be necessary to utilize the "Service Menu" of DCSnet (Dealer Communication System) or the Key Reader. Based on the response of the system, either proceed with the corrective action or take no further action.

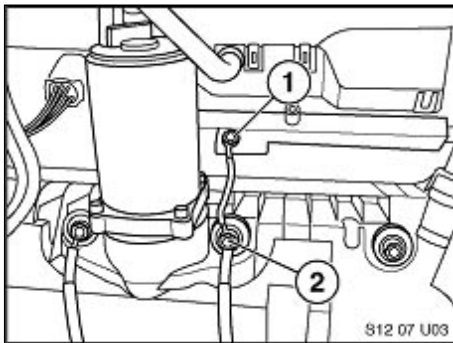
The Chassis Number Ranges listed below are **only** for informational purposes and are not to be considered as the only deciding factor.

Model	Chassis Number Range
550i	CN93013 – NB94101 CT34001 – CT34210
550iA	CP00005 – CP08985 CT48021 – CT50346

650i coupe	CR46003 – CR46292
650i coupe A	CR49004 – CR51323
	CR52831 – CR53209
650i convertible	CN72008 – CN72547
650i convertible A	CN75006 – CN83973
X5 4.8i A	LZ37001 – LZ42874
	LY63143 – LY66995

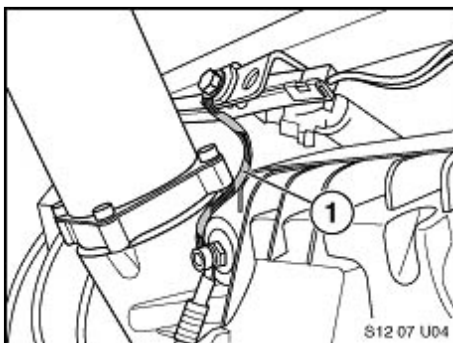
CORRECTION

- On E70 vehicles, remove an air intake cleaner housing. Refer to RA13 71 000 for the removal instructions. Remove two ignition coil plastic covers by pulling them out; each cover is held by 2 rubber grommets.
- On E60, E63, E64 vehicles, remove the engine acoustic top cover. Remove two ignition coil plastic covers by pulling them out; each cover is held by 2 rubber grommets.

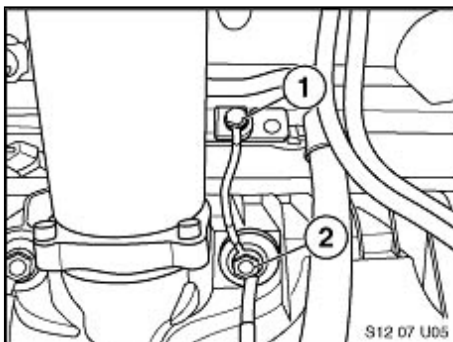


Cylinder bank 1-4.

- Remove M5 bolt (1) from the injection rail and install ground cable (P/N 12 52 7 581 845) with the crimp facing upwards.
- Connect the other end of the ground cable to the grounding point of the ignition coils (2), located in front of the VVT motor. Crimp connector has to be pointing upwards.
- Torque both fasteners to 5 Nm.



- Position the ground cable (1) as shown on the illustration.



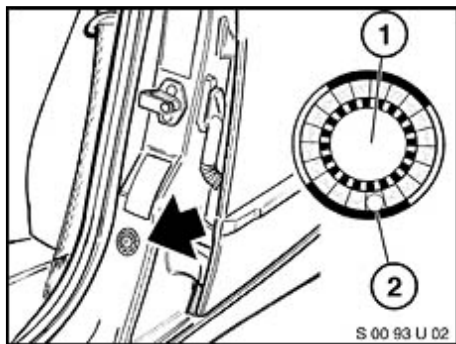
Cylinder bank 5-8.

- Remove M5 bolt (1) from the injection rail and install ground cable (P/N 12 52 7 581 845) with the crimp facing upwards.
- Connect the other end of the ground cable to the grounding point of the ignition coils (2), located behind the VVT motor. Crimp connector has to be pointing upwards.
- Torque both fasteners to 5 Nm.

- Reinstall all previously removed engine components.

PARTS INFORMATION

Part Number	Description	Quantity
12 52 7 581 845	Ground cable	2

LABEL INSTRUCTIONS

NEW This Recall Campaign has been assigned code number **510**. After the vehicle has been checked, and corrected if necessary, obtain a label (SD92-335) and:

- emboss your BMW dealer warranty number in the middle of the label (1);
- punch out code number **510** printed on the label and,
- affix the label to the **B** pillar as shown.

If the vehicle already has a label from a previous Service Action/Recall Campaign, affix the new label next to the old one. Do not affix one label on top of another one because a number from an underlying label could appear in the punched-out hole of the new label.

NEW WARRANTY INFORMATION

Covered under the terms of the BMW New Vehicle Limited Warranty.

Defect Code	00 12 51 02 00	
Labor Operation:	00 57 127	Retrofit ground cable
Labor Allowance:	8 FRU	E70
	9 FRU	E60, E63, E64

ATTACHMENTS

view PDF attachment [B121007Customer Letter](#).

view PDF attachment [B121007SAV Customer Letter](#).

[Copyright © 2007 BMW of North America, LLC]