

**Special tools required:**

- 32 1 030

*Necessary preliminary tasks:*


- Remove center console
- Remove rear brake disks
- Remove exhaust system.
- Remove heat shield.

After completing tasks, adjust handbrake.




Lock adjuster unit (ASZE).

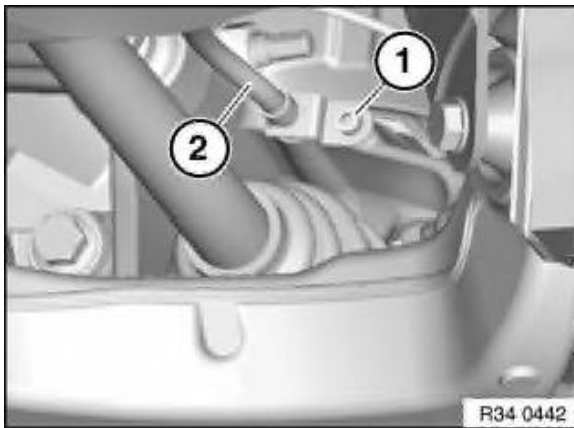
Using special tool 32 1 030 , press stop (1) of adjusting spring back to such an extent that retaining hook (2) engages in stop (1).



Unclip mounting clip (1) upwards out of balance arm (2).



Guide handbrake Bowden cables (1) with a screwdriver inwards and pull out of balance bar (2).




Disconnect handbrake Bowden cables at expander locks. Release screw (1) and remove bracket.

Installation:

Tightening torque 34 41 5AZ .

Pull handbrake Bowden cables (2) out of wheel carrier.



Disconnect handbrake Bowden cables (1) out of mountings. Pull handbrake Bowden cables (1) out of guide (2) and remove.