
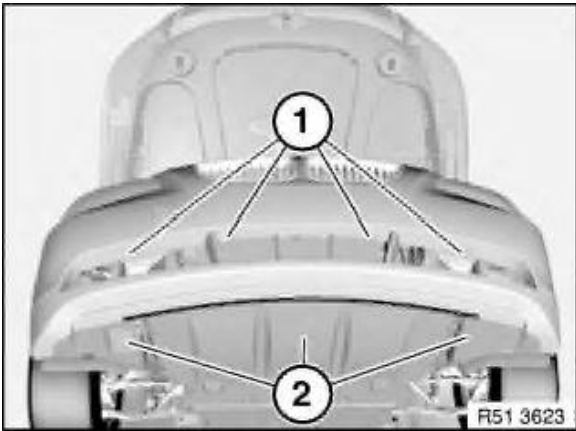
*Necessary preliminary tasks:*

- Remove center grille.
- Remove air duct trim.



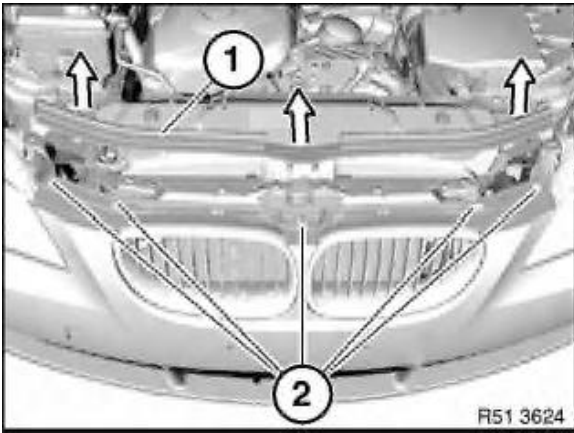
Release screws (1) on wheel arch trim (2) on left/right.



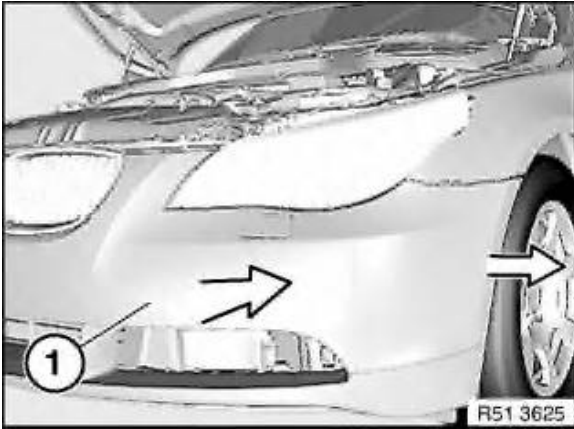
Release screws (1).

*Installation:*

Make sure trims (2) are in correct position.



Unclip strip (1) in direction of arrow and release screws (2) underneath.



Press bumper trim (1) against direction of travel and release from holders in direction of arrow.

Disconnect plug connections on front fog lamp on left/right. If necessary, disconnect right Park Distance Control plug connection.

Remove bumper trim (1) forwards straight ahead.