
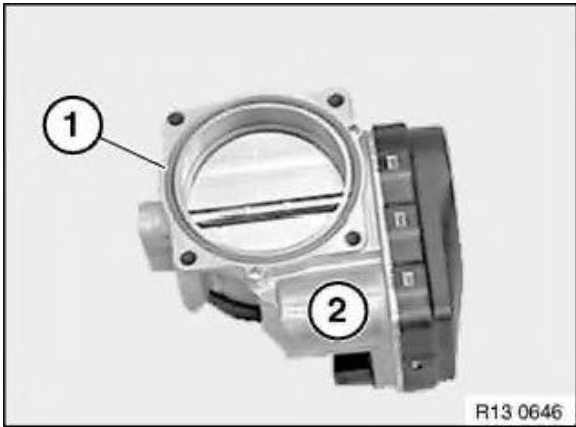
*Necessary preliminary tasks:*

- Switch off ignition
- Remove air intake hose




Unlock plug (1) and remove.
Unfasten screws.
Remove throttle assembly (2).

**Installation:**


Replace sealing ring (1) of throttle assembly (2).

*Installation:*

Check stored fault messages.
Now clear the fault memory.

*Necessary preliminary tasks:*

- Switch off ignition
- Remove acoustic cover




Loosen hose clamps (1).

Detach air-mass flow sensor (2) from throttle valve assembly.

Detach air intake hose (2) from air-mass flow sensor.

Installation:

Check sealing rings for damage, replace if necessary.



Release screws.

Lift acoustic cover (1) and remove towards front.