


Fig 1: Schematic representation of the bolting sequence



Example: Bolting sequence



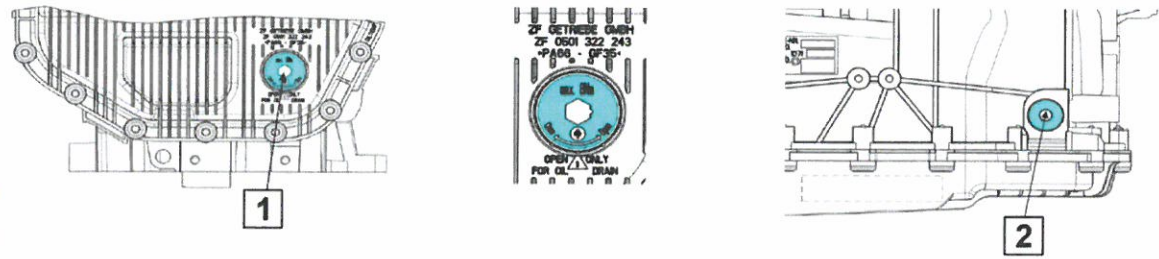
Loosen or tighten oil pan bolts: crosswise from the center outwards (Fig. 1).
 First screw in the bolts by hand, then tighten in the correct order with the correct torque. Follow the instructions issued by the vehicle manufacturer.

Material	Oil pan		
	Aluminium	Plastic	Steel plate
Tightening torque	4 Nm + 45°	10 Nm	12 Nm
Oil filter	Separate part	Integrated in oil pan	Separate part

Tab. 2: Tightening torque



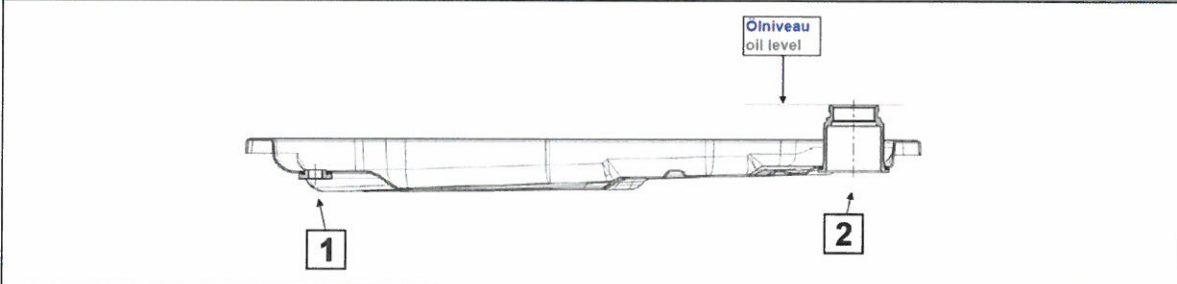
6HP19 / 6HP19 X / 6HP21 / 6HP21 X (BMW)



	(1)	(2)
	Drain plug	Filler plug
Dimensions	M 24 x 1	M 18 x 1,5
Hexagon socket	10 mm	8 mm
Tightening torque	8 Nm	35 Nm ± 3,5 Nm

Tab. 3: 6HP19 / 6HP19 X / 6HP21 / 6HP21 X (BMW)

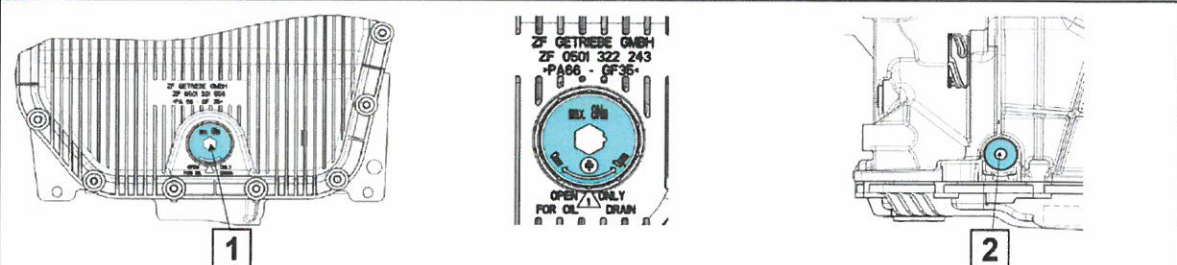
6HP19 A (Volkswagen)



	(1)	(2)
	Drain plug	Filler plug
Dimensions	M 10 x 1	M 30 x 1,5
Hexagon socket	5 mm	17 mm
Tightening torque	12 Nm ± 1,2 Nm	80 Nm ± 8 Nm

Tab. 4: 6HP19 A (Volkswagen)

6HP26 (BMW)



	(1)	(2)
	Drain plug	Filler plug
Dimensions	M 24 x 1	M 18 x 1,5
Hexagon socket	10 mm	8 mm
Tightening torque	8 Nm	35 Nm ± 3,5 Nm

Tab. 5: 6HP26 (BMW)

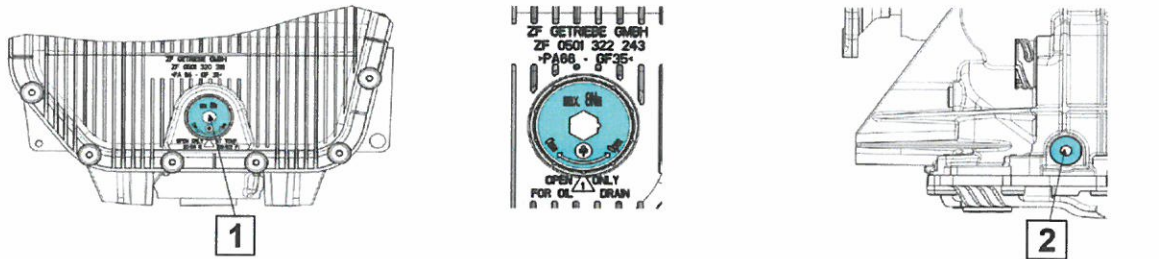
Service Information

Oil change kit for automatic transmissions

5HP / 6HP



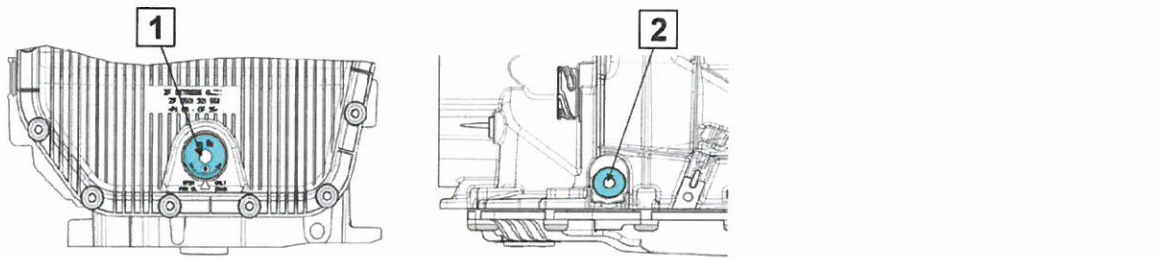
6HP26 (Jaguar)



	(1) Drain plug	(2) Filler plug
Dimensions	M 24 x 1	M 18 x 1,5
Hexagon socket	10 mm	8 mm
Tightening torque	8 Nm	35 Nm ± 3,5 Nm

Tab. 6: 6HP26 (Jaguar)

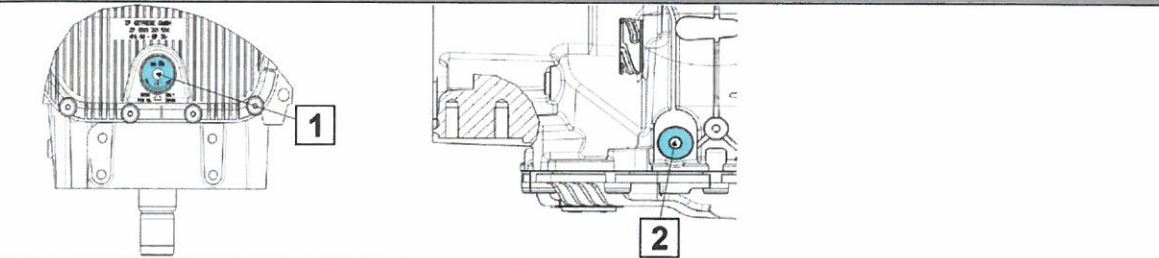
6HP26 X (BMW)



	(1) Drain plug	(2) Filler plug
Dimensions	M 24 x 1	M 18 x 1,5
Hexagon socket	10 mm	8 mm
Tightening torque	8 Nm	35 Nm ± 3,5 Nm

Tab. 7: 6HP26 X (BMW)

6HP26 X (Land Rover)

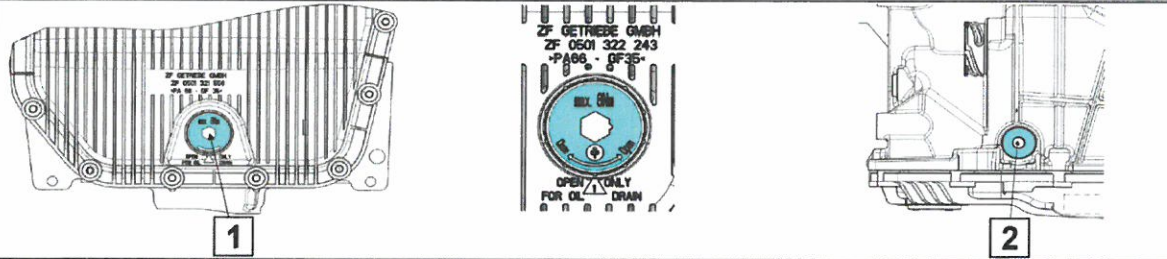


	(1) Drain plug	(2) Filler plug
Dimensions	M 24 x 1	M 18 x 1,5
Hexagon socket	10 mm	8 mm
Tightening torque	8 Nm	35 Nm ± 3,5 Nm

Tab. 8: 6HP26 X (Land Rover)



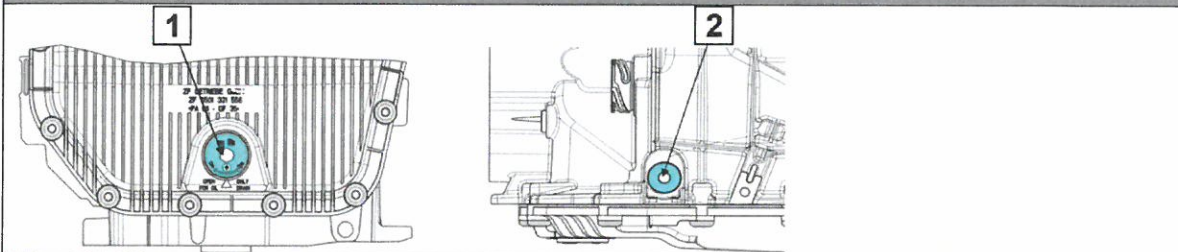
6HP28 (BMW)



	(1) Drain plug	(2) Filler plug
Dimensions	M 24 x 1	M 18 x 1,5
Hexagon socket	10 mm	8 mm
Tightening torque	8 Nm	35 Nm ± 3,5 Nm

Tab. 9: 6HP28 (BMW)


6HP28 X (BMW)



	(1) Drain plug	(2) Filler plug
Dimensions	M 24 x 1	M 18 x 1,5
Hexagon socket	10 mm	8 mm
Tightening torque	8 Nm	35 Nm ± 3,5 Nm

Tab. 10: 6HP28 X (BMW)

6HP32 (BMW)

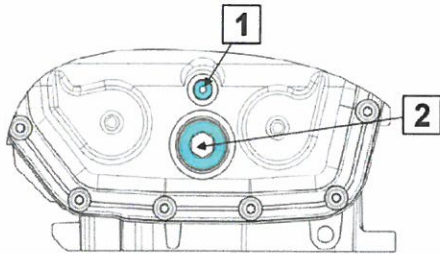


	(1) Drain plug	(2) Filler plug
Dimensions	M 24 x 1	M 18 x 1,5
Hexagon socket	10 mm	8 mm
Tightening torque	8 Nm	35 Nm ± 3,5 Nm

Tab. 11: 6HP32 (BMW)



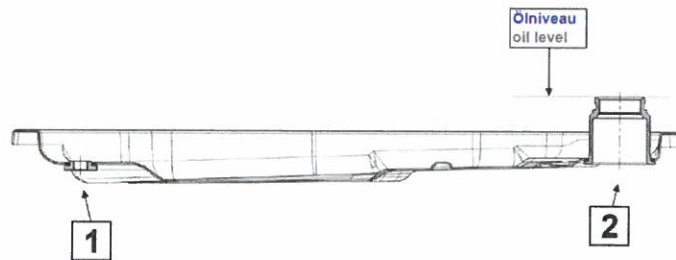
6HP26 X (BMW)



	(1) Drain plug	(2) Filler plug
Dimensions	M 10 x 1	M 30 x 1,5
Hexagon socket	5 mm	17 mm
Tightening torque	12 Nm ± 1,2 Nm	80 Nm ± 8 Nm

Tab. 12: 6HP26 X (BMW)

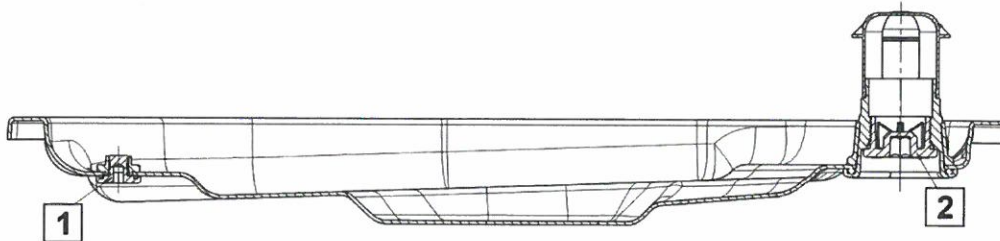
6HP26 A61 (Audi / Bentley)



	(1) Drain plug	(2) Filler plug
Dimensions	M 10 x 1	M 30 x 1,5
Hexagon socket	5 mm	17 mm
Tightening torque	12 Nm ± 1,2 Nm	80 Nm ± 8 Nm

Tab. 13: 6HP26 A61 (Audi / Bentley)

6HP28 AF (Audi)



	(1) Drain plug	(2) Filler plug
Dimensions	M 30 x 1,5	M 18 x 1,5
Hexagon socket	10 mm	5 mm
Tightening torque	8 Nm	12 Nm ± 1,2 Nm

Tab. 14: 6HP28 AF (Audi)