



Welcome to the **E46Fanatics** forums. E46Fanatics is the premiere website for BMW 3 series owners around the world with interactive forums, a geographical enthusiast directory, photo galleries, and technical information for BMW enthusiasts.

You are currently viewing our boards as a guest which gives you limited access to view most discussions and access our other features. By joining our **free** community you will have access to post topics, communicate privately with other members (PM), respond to polls, upload content and access many other special features. Registration is fast, simple and absolutely free so please, **join our community today!**

If you have any problems with the registration process or your account login, please contact [contact us](#).

User Name User Name Remember Me?

Password

[E46Fanatics](#) > [E46 BMW](#) > [General E46 Forum](#)

[FM Antenna Amp / Radio question](#)



[Register](#)

[FAQ](#)

[Community](#) ▾

[Calendar](#)

[Today's Posts](#)

[Search](#) ▾

General E46 Forum

This is the place to get answers, opinions and everything you need related to your E46 (sedan, coupe, convertible and wagon) BMW!



[Thread Tools](#) ▾ [Search this Thread](#) ▾ [Rate Thread](#) ▾ [Display Modes](#) ▾

04-02-2009, 11:47 AM

#1

gphillips

Registered User

Join Date: Sep 2008

Location: Sunderland

Posts: 119

My Ride: E46 330i Sport


[View My Garage](#)

FM Antenna Amp / Radio question

Ive recently replaced the original cassette BMW Business head unit in my 2000 Convertible. I have installed a 2003 CD BMW Business head unit in its place.




All works OK - but the quality of the FM radio has reduced. I am lead to believe that this is becuse the thin coax cable that is now not connected (because the new head unit has no place to plug it) was used to suply power to the amp (located in the boot) and this is the reason for the poor signal quality.



My questions are can I provide power to this unit some other way? Or do I

	<p>need to replace it for a 2003 unit? (and if I do, how is it then powered?)</p> <p>Help much appreciated as ever</p> <p style="text-align: right;"> Quote</p>
--	--

Ads by Google

Cox® Communications in AZ
 Fastest Rated Internet. Order Online & Get Free Install! ww2.cox.com/residential/arizona

<p> 04-02-2009, 11:55 AM #2</p>	
<p><u>Spaniardstud</u> Registered User</p> <p>Join Date: Dec 2007 Location: NJ Posts: 146 My Ride: 2001 325ci View My Garage</p> <p></p>	<p>I'm having the same problem someone please help</p> <p style="text-align: right;"> Quote</p>

<p> 04-02-2009, 12:43 PM</p>	
<p><u>Steve330ci</u> Registered User</p> <p>Join Date: Jan 2005 Location: St Louis Posts: 562 My Ride: 2003 325ci, ZSP, 5MT View My Garage</p> <p></p>	<p>I replaced the Business cassette in my 2000 E46 with a 2003 Business CD headunit and my F reception is great. Because you have to use an antenna adapter to get your present antenna lead to properly connect to the new radio, you have to ensure that the connections are tight. loose antenna connection could lead to poor reception.</p> <hr/>



Z4 3.0 Shift Lever, ZHP Shift Knob,
 ECS CF Front Strut Bar, K&N CAI,
 Parrot Connects2 Bluetooth, XM Direct,
 ZHP Steering Wheel, Bimmian Gauge Face,
 Falken Ziex 912s, 245/40/17, Passport X50



10-14-2009, 07:55 PM

#4

amancuso

Registered User

Join Date: Jul 2007
 Location: Burlington, NJ
 Posts: 154
 My Ride: 128i, 330i, Z3 2.3
[View My Garage](#)

where do you buy the antenna adapter??



10-14-2009,
 10:37 PM

delmarco

Registered User

Join Date: Nov 2008
 Location: Westchester, NY
 Posts: 6,000
 My Ride: 2001 330i
[View My Garage](#)


You have to replace the antenna with the new post 9/2001 self power antenna!

The pre 9/2001 antenna/radio combo use a power cable that runs from your old pre 9/2001 rad antenna and powered it. When you upgraded your radio with the new post 9/2001 radio your of from the radio.

So hence the reduction or elimination of FM/AM reception.

YOu have to upgrade the antenna to the newer self powered version!





VISIT MY GARAGE TO SEE ALL MY MODS:

<http://directory.e46fanatics.com/user...rMod&UcId=7917>



10-14-2009,
10:46 PM

delmarco

Registered User

Join Date: Nov
2008
Location:
Westchester, NY
Posts: 6,000
My Ride: 2001
330i

[View My Garage](#)



It's all been explained before!

here:

<http://forum.e46fanatics.com/showthr...343&highlight=>

Quote:

Originally Posted by **sna77**

Background:

This is a DIY for those who have upgraded their 1999 - 2001 radio head unit to the 2002 - 05 radios were made by Alpine. Many people have swapped 02+ radios into their 99-01's style radios ([Sirius](#), AUX input, OEM iPod adapter). NOTE: Sirius requires an 03+ radio.

Anyhow, the one caveat of doing this is a noticeable loss in AM / FM reception when putting because in 2002, BMW changed the type of antenna in the car (NOTE: In all coupes / sedans, bee antenna). The older style HU's have 2 antenna connectors on the back of the radio, and an adapter available that converts 1 of the 2 adapters, allowing basic connectivity of a newer radio something known as the antenna amplifier, which is located in the rear driver's side C-Pillar reception in the AM / FM radio.

Solution

If you want to upgrade to the newer style radio and not suffer any radio reception loss, you antenna amplifier also is responsible for the keyless entry in the car, so you may benefit from increasing

Important: There are 2 different frequencies used for the keyless entry system (315 MHz and 433 MHz) you have before you order a new amplifier. Luckily, your existing amplifier is stamped with the frequencies and do a visual inspection to determine which part you need to order from the dealer.

Here are the relevant part #'s for the new antenna amplifiers:

433 MHZ 65256906074
315 MHZ 65256906075


And the link to them on realoem.com:

<http://www.realoem.com/bmw/showparts...81&hg=65&fg=30>

OEM Antenna adapter:



Comparison of Old vs. New antenna amplifier:



Once you have ordered the proper antenna amplifier (circa \$200 from the dealership), install a flat head screwdriver and a T20 torx screw driver as well. If you can find a stubby T20 torx, use it to unscrew.

Step 1: Remove map light. Gently fit a thin flat head screw driver on the top of the map light and set it aside.

Step 2: Remove C-Pillar. It's actually easier than it looks. Just reach your hand into the opening holding the C-Pillar on. They should give way, then pop out.

Instructions from the TIS on removing C-Pillar:

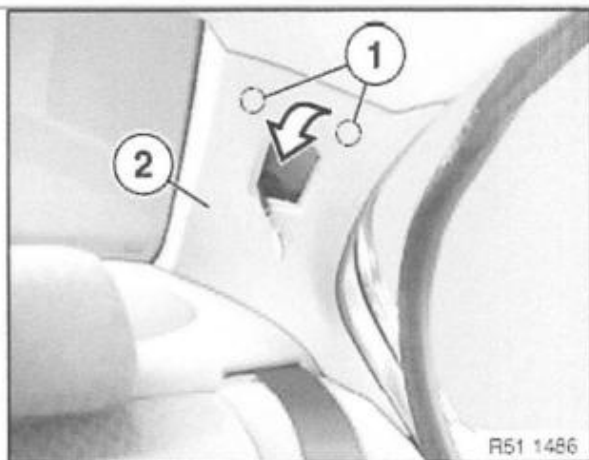
Print

Change

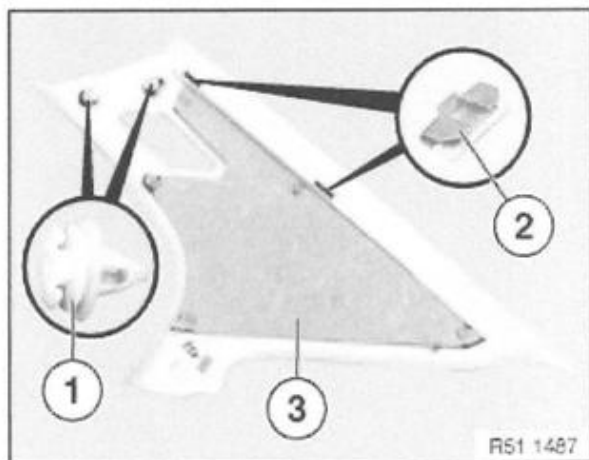
End

Utilities

BMW TIS RA Removing and installing / rep



Unclip clips (1) and remove trim



Installation:

If necessary, replace faulty cl

VIN :

Series : E46

Model : 325i SAL

Year : 20




Set
Bookmark


Step 3: Remove old antenna amplifier. Use the T20 torx screw driver to remove the old ant unscrew the bottom screw, but was able to break the bracket off by bending the amplifier b the amplifier in just fine. Once the amplifier is unscrewed, unplug all the connectors.



Step 4: Connect the new antenna amplifier. I found it easiest to connect all the wires first, there is an extra wire now (this is the wire that powered the older style amplifier that terminated). This wire is now connected to nothing at both ends.



Step 5: Verify that everything works. Turn the car on and make sure that both AM / FM rad works as well. Once everything is tested, simply push the C-pillar cover back on, reconnect



VISIT MY GARAGE TO SEE ALL MY MODS:
<http://directory.e46fanatics.com/use...rMod&UclId=7917>

10-15-2009,
02:38 PM

delmarco

Registered User

Join Date: Nov 2008

Location: Westchester, NY

Posts: 6,000


My Ride: 2001

330i

[View My Garage](#)



Basically when you make the upgrade to ANY E46 Business CD unit made after 9/2001 (2002 to the newer self powered antenna AND the radio's antenna adapter.
 Lots of folks tell you it's just plug and play and it is partially true the newer radio will plug and t NOT plug and play FM/AM etc if you don't get the newer antenna parts.



VISIT MY GARAGE TO SEE ALL MY MODS:
<http://directory.e46fanatics.com/use...rMod&UclId=7917>

10-01-2010, 04:22 PM

#8

lynks

Registered User

Join Date: Apr 2009

Location: spain

Posts: 25

My Ride: 330ci cabrio

[View My Garage](#)



I have te same problem retrofitting a new gen radio (bm54) from old gen radio (bm14) on e46 cabrio from 08/2001

There is any way to increase old 12V connector for the amplifier to operate without having to buy a new one?

Thanks all



07-19-2011, 12:54 PM

#9

DutchPlayer

Registered User

Join Date: Apr 2010

Location: Amsterdam, The Netherlands

Posts: 16

My Ride: Bmw e46 328i

[View My Garage](#)



What about the antenna amplifier from 99' models, I found one on the German eBay and it doesn't have the power connector. So we can says that it's also self powered?





[« Previous Thread](#) | [Next Thread »](#)

Posting Rules 

You **may not** post new threads
You **may not** post replies
You **may not** post attachments
You **may not** edit your posts

BB code is **On**
Smilies are **On**
[IMG] code is **On**
HTML code is **On**
Censor is **ON**

[Forum Rules](#)

Forum Jump
General E46 Forum

Go

All times are GMT -5. The time now is 02:51 AM.

[Advertise with E46Fanatics.com](#) - [Contact Us](#) - [E46Fanatics.com](#) - [Archive](#) - [Privacy Statement](#) - [Top](#)

Powered by vBulletin® Version 3.8.7
Copyright ©2000 - 2013, vBulletin Solutions, Inc.
(c) 1999 - 2011 performanceIX Inc - [privacy policy](#) - [terms of use](#)

[Bimmerfest BMW Forum](#) [E9XFanatics BMW Forum](#)