


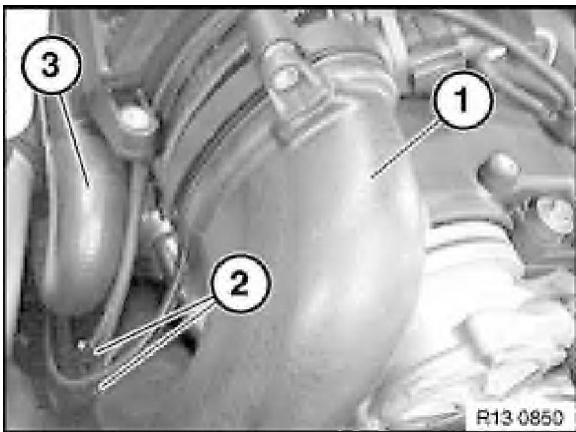
Necessary preliminary tasks:

- Remove fan cowl
- Remove acoustic cover



Release screws (1).


Detach intake pipe a little in direction of arrow.



Raise intake pipe (1) a little.

Unclip lines (2) from upper bracket.

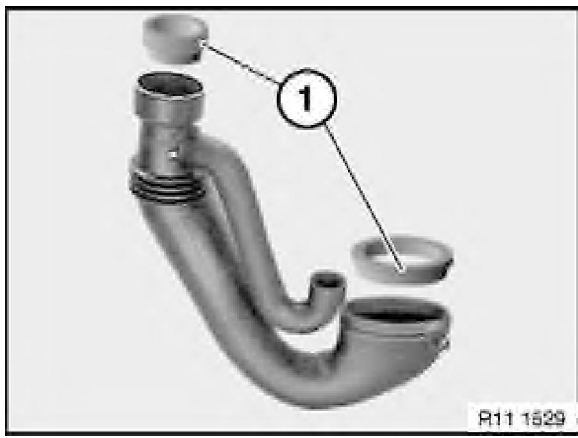
Detach hose (3) on air filter housing.



Unclip lines (1) from lower bracket.

Remove hose (2).


Remove intake pipe (3).



Installation:

Apply a thin coat of petroleum jelly to sealing surfaces of sealing rings (1).

Insert sealing rings (1) in intake snorkel.



Disconnect plug connection (2) from air-mass flow sensor.

Unfasten screws (1).


Remove air-mass sensor.

Tightening torque 13 62 7AZ .

Read fault memory of DDE control module.

Check stored fault messages.

Rectify faults and clear fault memory.



Assemble engine.

Important!

EU4 only.

Reset adaptations, quantity mean value adaptation

Check function of DDE.