
**Special tools required:**

- 64 1 040

*Necessary preliminary tasks:*

- Remove alternator drive belt.
- Remove engine splash guard.


*Installation:*

If reusing the drive belt, mark the direction of rotation and reinstall in the same direction.

Check drive belt for coolant and oil residues, replace if necessary.

Important!


If contaminated with hydraulic fluid: Replace drive belt.



Rotate engine at central bolt in direction of engine rotation.

At the same time, pull off drive belt (1) towards front in direction of arrow using a clean cloth (2).

Remove drive belt (1) towards front.




Place drive belt (1) in position.

Clamp drive belt (1) with special tool 64 1 040 on belt pulley.

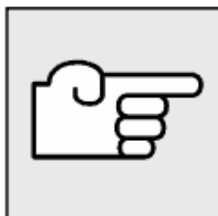
Note:

With DynamicDrive optional extra, detach bracket from A/C compressor (**risk of damage**).



Crank engine at central bolt in direction of rotation until drive belt is fully guided in belt pulley.

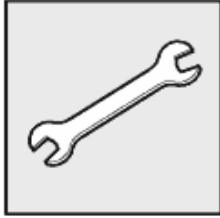
Remove special tool 64 1 040 .




Installation:

Check installation position of drive belt.


Assemble vehicle.

**Special tools required:**

- 11 3 340

*Necessary preliminary tasks:*

- Remove fan clutch with fan impeller (E65/66)
- BMW ALPINA B7 vehicles:
 - Remove radial compressor drive belt

*Note:*

If the drive belt is to be reused:

Mark direction of travel and reinstall drive belt in same direction of travel.

Pretension belt tensioner slowly and carefully with a Torx socket as far as it will go and secure with special tool 11 3 340 .

Remove drive belt.

Important!

If contaminated with hydraulic fluid: **Replace** drive belt.



Put on the drive belt.

Remove special tool 11 3 340 .

Installation:

Check that drive belt is correctly positioned on pulleys.

64 1 040 Fixture

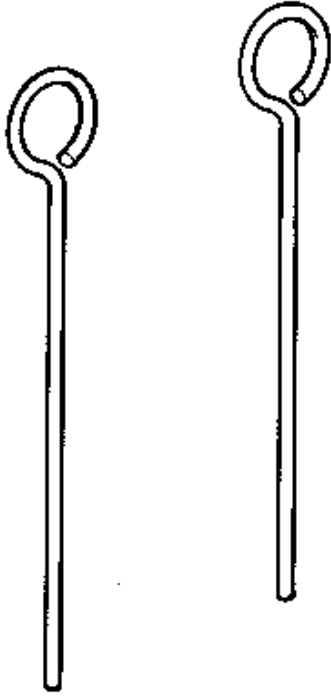
Minimum set: Mechanical tools



Note: Aid to fitting drive belt (power steering pump drive belt)
Engine: N62, W17
Storage location: B82
SI number: 1 02 03 (949)
Order number: 64 1 040
Fixture

11 3 340 Locking pin (2)

Minimum set: Mechanical tools



Note: For locking chain tensioner piston in position (e.g. when removing and installing cylinder head) as well as for locking drive belt tensioner

Engine: M41, M43, M44, M47, M47T2, M47TU, M51, M57, M57T2, M57TU, M62, N40, N42, N43, N45, N45T, N46, N46T, N47, N51, N52, N53, N54, N62, N73

Storage location: B5, C5

SI number: 1 09 91 (416)

Order number: 11 3 340
Locking pin (2)