


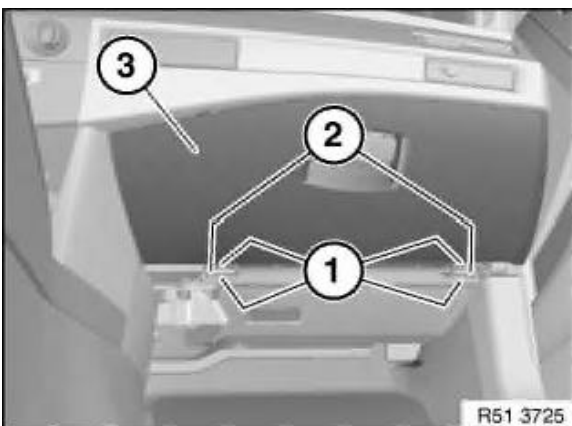
*Note:*

Open glovebox.

Unclip pin (1) from retaining strap (2).



Unclip pin (1) from shock absorber (2).

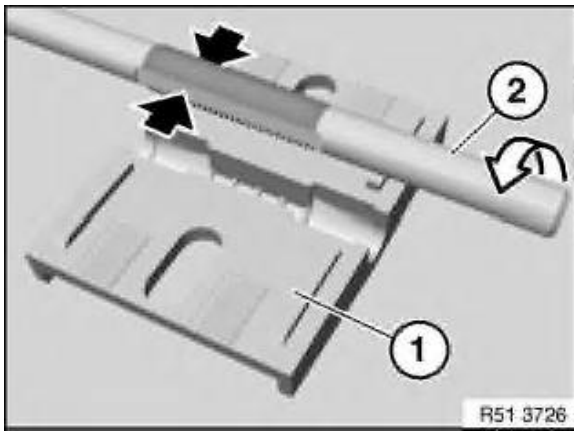


*Note:*

Close glovebox (3) and secure against falling out.

Release screws (1) and remove counter-support (2).


Open glovebox (3) and remove.



*Installation:*

Make sure counter-support (1) is correctly seated on chamfered faces of shaft (2).

If necessary, turn shaft (2) accordingly.



Replacement:

Remove lock for right glovebox.