



Apple iPhone (4 & 8GB variants)

Carrier: AT&T

Vehicles compatible:	Produced after:
3-series Sedan	March 2005
3-series Touring	June 2005
3-series Coupe	December 2006
3-series Convertible	March 2007
5-series Sedan	September 2004
5-series Touring	September 2004
6-series Coupe	September 2004
6-series Convertible	September 2004
7-series	March 2005
X3	September 2006
Z4	October 2006
X5	September 2006

Software tested: 1.0 (1A 543a), 1.0.1(1C25), 1.1.1, 1.1.2

To find the software version: On the Home screen touch **Settings → General → About**

Pairing Instructions:

1. Please set the vehicle in pairing mode. For details please see the vehicle user's manual.
2. On the Home screen touch **Settings → General → Bluetooth**
Your phone will display a list of any Bluetooth device(s) that it discovers in range and available to be paired.



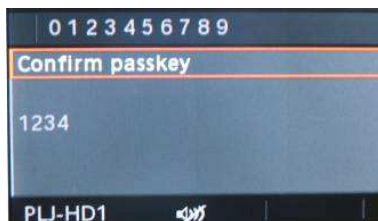
Select the name of the Bluetooth enabled device (e.g. BMW34001) with which you are pairing. Please note that the Bluetooth enabled device name may first appear as "Handsfree".

3. Type in a 4-16 digit passkey on the iPhone first (on some BMW models like X3, Z4 and 7 series the passkey that is required for this step is fixed. See the car manual for the passkey. On all other cars the 4-16 digit passkey can be selected by the user)



Touch "Connect"

4. Then the Confirm Passkey dialog appears in the display of the car:



Repeat the passkey that was used on the device to authenticate the iPhone and press Confirm passkey.

Please note: If a different passkey is entered on the vehicle side, iPhone will display Passkey incorrect. If you try to reenter the correct passkey on the iPhone side, iPhone will still display Passkey incorrect and won't pair to vehicle.

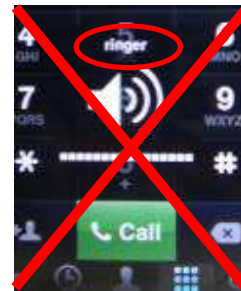

To recover from this situation, Bluetooth has to be switched off on the iPhone and then switched back on. Then pairing process has to be restarted from the beginning.

To delete the device list from the phone, choose "Unpair"



Known issues:**1. Hands free volume:**

Sometimes the adjustment of hands-free volume on the phone is necessary (only possible in an active call when connected via Bluetooth! Otherwise the toggle on the outside of the iPhone will only adjust the ringer volume or the speaker volume of the build-in speaker)

**2. Accessory message pop-up**

All current BMW software levels have been approved before the availability of iPhones. The message has no effect on function and times out automatically after approx. 15 sec.

**3. iPod/USB adapter cable (Y-cable for connecting iPod/iPhone to the USB connector)**

The currently available cable will charge the iPhone with 100mA max (which is not detected by the iPhone and thus not indicated on the iPhone).

The revised y-cable for the iPhone charges with up to 500mA and the iPhone will indicate it's charging (available since mid August 2007)

4. Delayed audio on incoming call

If a call is answered via the handset, the call will be in privacy mode for up to 5 seconds.

5. Outgoing call after “Call Failed” always displayed on the phone

After dialing busy number or invalid number, phone display remains in “Call Failed”. Outgoing call is still possible via vehicle controls but is not visible on the phone screen.



Recovery: By choosing “Done” the phone will display the active call.

6. Call waiting

- During a Bluetooth® hands free phone call, the hands free audio connection will be lost if a call waiting call is acknowledged via the handset. Please note: Bluetooth protocol does not support call waiting functions.

Scenarios:

- During an active phone call, a second incoming call (call waiting call) is received and ‘accept call’ is selected. The communication menu shows the call time counter still counting and the radio remains muted for approximately 40 seconds. The second incoming call will be lost.
- If first call is terminated via the vehicle when the handset has a second incoming call. The communication menu shows the call time counter still counting and the radio remains muted for approximately 40 seconds. The second incoming call will be lost.

BMW of North America, LLC does not recommend using the handset to answer a call or switch between two calls while driving. There are two options to avoid this handset issue:

- Call waiting can be disabled via the iPhone. To turn call waiting off, please go into **Settings -> phone -> Call waiting** and set it to **off**.
- During an active phone call, if a second incoming call (call waiting call) is received to not ‘accept’ or ‘reject’ the second incoming.

7. Audio drops/ Interference caused by Wi-Fi

On vehicles up to 3/07 production (X5 & Z4 up to 4/07) during an active phone call, the hands free audio may intermittently drop out caused by the WiFi® of the handset. This is considered normal operation for Bluetooth 1.1 hardware. To avoid the audio drops, the WiFi function of the handset needs to be deactivated.

Settings -> Wi-Fi Network and turn Wi-Fi Off.

8. Contacts with International Number

If international number are transferred without “+” to the car kit, please update your iPhone to SW1.1.2.