

Pairing Sony Ericsson Z600/T610/T630 With 2004 BMW 530i (E60)

I have been trying to pair my Sony Ericsson and other Sony Ericsson models as listed above with my car.

I know that I must have Bluetooth in my phone with “HeadSet Profile” in order for the pairing to work properly.

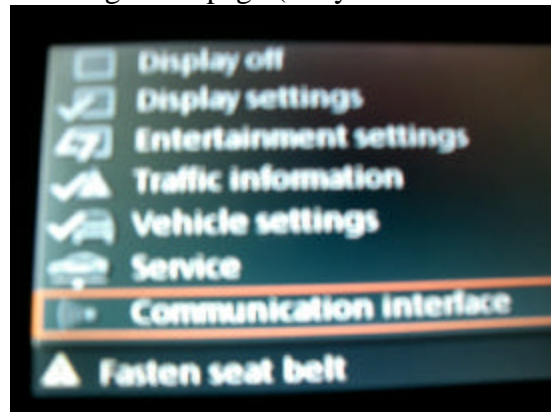
I have done the following steps with other BMW (E60's) and it has worked fine. The Bluetooth pairing worked using the phones listed above with a couple of cars. But I was not able to pair it yet with my car which has the professional BMW built in phone (Motorola), it keeps asking me to insert the GSM card.

Here are the steps to pairing a Bluetooth mobile with BMW:

- 1) In the main page of the iDrive system, go to the settings menu by pressing the controller knob in the center



you will get this page (sorry this one is fuzzy)



Go to the last option in that menu and choose “Communication interface”

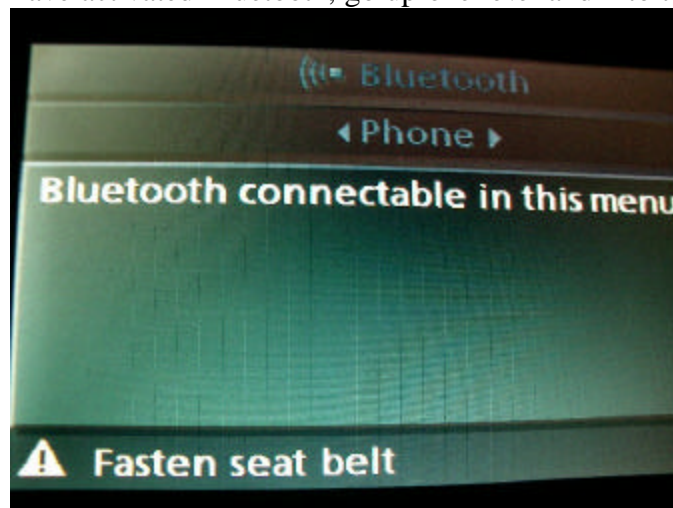
You will get this screen



2) Now go to settings and activate Bluetooth communication


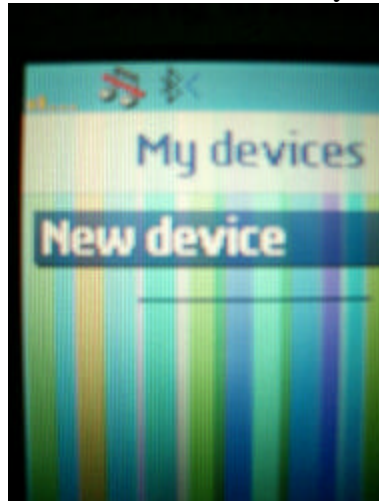


3) Now that you have activated Bluetooth, go up one level and into the phone menu

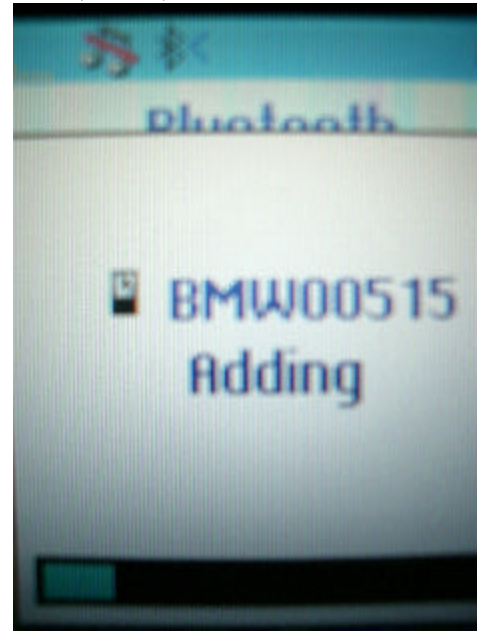



- 4) While you are in this menu, activate Bluetooth in your cell phone and search for devices. (make sure your iDrive is in the page above when searching)

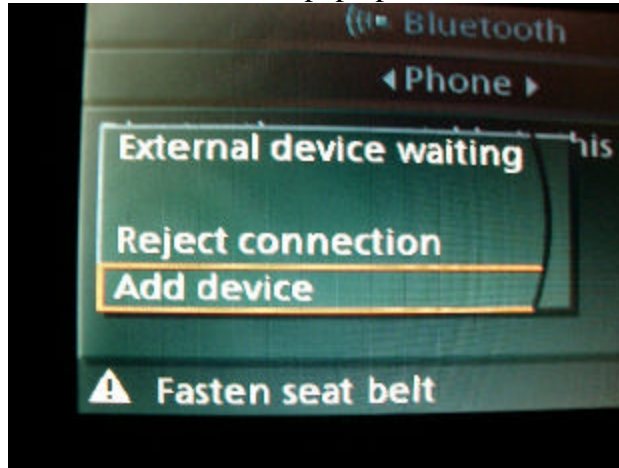
You will find a device called BMW followed by 5 digits. Remember those five digits it is your Pass Key.



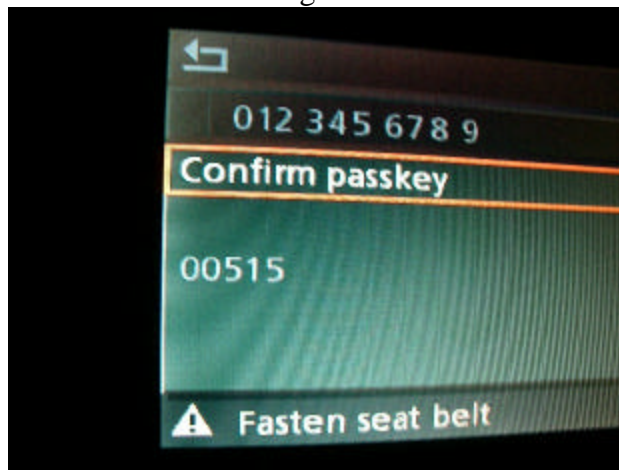
- 5) Select that device and add it, you will be asked to enter the passkey. In the case above we will use (00515)



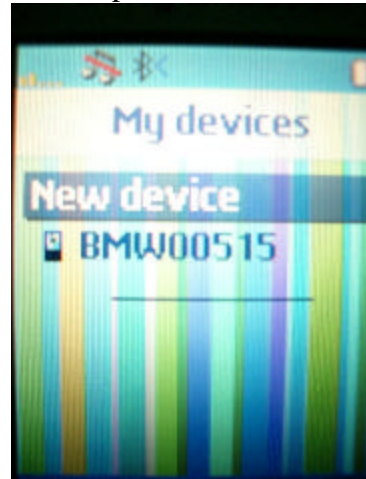
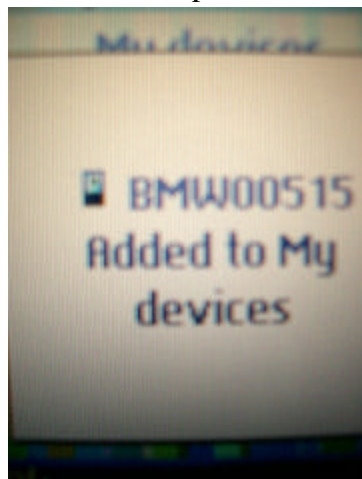
6) Enter the passkey and click ok in your cell phone, now in your iDrive a message will pop up



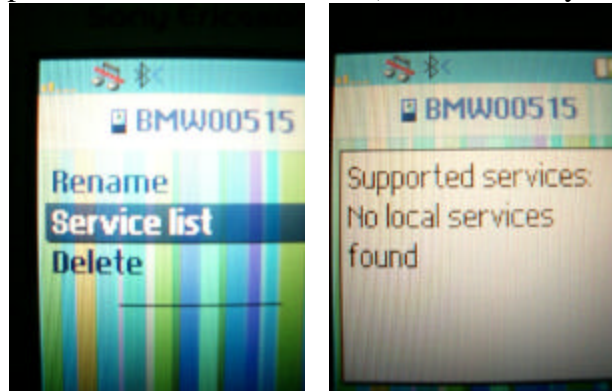
7) Choose add device, you will be asked to enter the passkey. Use the same passkey again



8) Phone will display that device is added, and you will see the car listed in the paired devices list in the phone



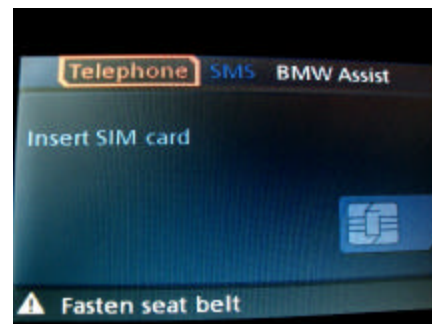
- 9) Now if you go into the list of properties of this device you should see an option “Connect” which you can choose, then afterwards the device will show in the list of paired devices in the iDrive (it dos not in my case).



Note how in the first picture the option “connect” does not show. When tested with other cars (that don’t have built in BMW phone under armrest) this option came up and it worked just fine, if connected the phone name should show in this menu



If connected properly we can go back to the main menu and choose “Communication” to use the Bluetooth device. But in my case when I go there is keeps asking me to insert SIM card.



I have tried shutting the handset of the BMW phone off but that does not work because the iDrive still asks for the SIM card, it asks for the SIM card because the SIM card is inserted in the base under the armrest and not in the handset itself.



Please note that these steps worked with other E60's but not with my car yet.